



# INVESTMENT PROJECTS



INVEST IN  
CÔTE D'IVOIRE





**CEPICI**  
CENTRE DE PROMOTION DES INVESTISSEMENTS EN CÔTE D'IVOIRE

The one-stop-shop of investment  
in Côte d'Ivoire



# AN ATTRACTIVE INVESTMENT CODE



a **thriving** business environment !

### Headquarter

1<sup>st</sup> and 2<sup>nd</sup> floor building MEMANOU Boulevard Clozel,  
Plateau-Abidjan Phone : +225 27 20 31 14 00  
Fax : +225 27 20 31 14 09

### One-stop-shop

2<sup>nd</sup>, 3<sup>rd</sup>, 4<sup>th</sup> floor building Grand siècle Carrefour PISAM,  
Cocody-Abidjan Phone : +225 25 22 01 79 00/01/14  
Fax : +225 27 20 30 23 94 www.225invest.ci

Contact us  
[www.cepici.ci](http://www.cepici.ci)



Follow us



CEPICI Officiel

INVEST IN  
CÔTE D'IVOIRE



Scan me to access  
the investment code



# Table of contents

Page **09** Presidency of the Republic of Côte d'Ivoire

Page **10** Words from CEPICI's CEO

Page **12** Investment incentives

## Private Projects

### Agriculture and agri-food

Page **17** Industrial plantain plantation on 500 ha

Page **20** Industrial production of pineapples on 2,000 ha

Page **23** Creation of a 6,000 ha rice complex

Page **26** Cassava plantation and processing plant (12 tons per hour)

Page **29** Processing facility of fruits and vegetables into jam, cosmetics and spices (18 000 tons per year)

Page **32** Construction of a 5,800-ton-per-year peanut oil and paste plant (1,500 tons of oil and 4,300 tons of peanut paste produced per year) - 2PAI-NORTH (CI)

Page **35** Construction of a cotton-based oil and feed production plant (3,800 tons of oil and 10,700 tons of feed per year) - 2PAI-NORTH (CI)

- Page **38** Construction of a packaging plant for fresh produce from market gardening (54,000 tons of fresh vegetables per year) – 2PAI-NORTH (CI)
- Page **41** Construction of a latex to natural rubber plant with a capacity of 70,000 tons per year
- Page **44** Construction of a cashew nut processing plant with a capacity of 15,000 tons per year
- Page **47** Construction of a shea nut processing plant with a capacity of 5,000 tons per year

### Livestock and Processing

- Page **50** Cattle breeding and meat production
- Page **53** Fish-breeding ponds and floating cages (Agneby-Tiassa Region)
- Page **54** Integrated fish farm (fingerling, feed, training)
- Page **57** Integrated poultry center on 16 ha
- Page **60** Piggery project and slaughter house :
- Page **63** Project for the development of aquaculture in ponds and floating cages in Tiassalé ( Agneby Tiassa Region )

## Environment, Renewable Energy and Chemistry

- Page **64** Recovery and landfill center for the modernization and inter-municipal management of solid waste
- Page **67** Storage and disposal unit for medical and industrial waste with a capacity of 200 tons per year
- Page **70** Solar panel and equipment manufacturing facility (50 MW)
- Page **73** Bio-fuel manufacturing unit based on cashew shell (13,500 T)
- Page **76** Production of organic fertilizers from cocoa residues with a capacity of 1,500 tons per year
- Page **79** Production of charcoal and derived products (based on empty bunches of palm kernel seeds and oil palm trunks)
- Page **82** Biochar Factory based on coconut waste (1,440 tons)

## Industrial and technological zone

- Page **85** Development of the Technological and Biotechnological Free Zone (VITIB)

## Textile-Clothing

- Page **89** Integrated Knitted Factory
- Page **92** Home Textile Factory
- Page **95** Woven Greige cloth for African Print Fabric
- Page **98** Denim Fabric Factory
- Page **101** Ready-Made Garments (RMG) Factory
- Page **104** Standalone Knitted Fabrics

## Mining

- Page **107** Sand Extraction
- Page **110** Mount Klahoyo Iron Ore Deposit Development Project
- Page **110** Mount Gao Iron Ore Deposit Development Project
- Page **110** Mount Nimba Iron Deposit Development Project

## Public-Private Partnership (PPP) Projects

### Food sovereignty

- Page **112** Agro industrial pole project in the Béliér région (2PAI Béliér)

Page **116** Agro industrial pole project in the north of Cote d'Ivoire (2PAI North)

Page **120** Construction of 08 wholesale markets in Cote d'Ivoire

Page **123** Project to build infrastructure for processing and adding value to pig (pro-cit2vp)

### Textile

Page **126** Creation of a textile free zone in Bouake

### Housing construction and building

Page **129** Construction of 150,000 houses

Page **132** Smart city development project

Page **135** Extended housing and land development

Page **138** Emergency construction program for 25,000 housing units

Page **141** Rehabilitation of the Pyramid building (in the capital city)

Page **144** Rehabilitation and operation of the BICICI building (in the capital city)

## Tourism cultural and creative industries

Page **147** Creation of the integral tourist city of San Pedro in Taki Bay on an area of 900 Hectares

Page **150** Creation of the Jacquville touristic and Smart City

Page **154** Touristic promotion of Songon

## infrastructures management

Page **157** AFCON Sports and accommodation infrastructure management project

Page **160** Construction of multimodal interchange hubs, car parks and minute stops in Abidjan

Page **163** Development of lagoon transportation in Greater Abidjan

## High-end health and wellness infrastructures

Page **166** Construction of medical and wellness hotel complex





**Accelerate Côte d'Ivoire's economic and social transformation and become an upper middle income country by 2030**

**National Development Plan 2021–2025**

**HE Mr. Alassane OUATTARA**  
President of the Republic of Côte d'Ivoire

## Words from CEPICI's CEO



**Mrs. Solange AMICHIA**

Chief Executive Officer CEPICI

### **More than a promotion agency, an economic development agency**

**//** As a one-stop shop for investment in Côte d'Ivoire, CEPICI is at the service of economic operators, the administration and local economic operators, the administration and local authorities. Through its role in promoting direct investment in Côte d'Ivoire, it mobilizes private investment in line with the objectives of the

Côte d'Ivoire Investment Plan in terms of impact on GDP and value creation.

### **A strategic tool**

Since 2013, CEPICI has been supporting the government in its efforts to improve the business climate and conditions for investment development and, more recently, to expand the scope of reform projects.

The short-term objective is to provide the country with a barometer to assess the business climate and an econometric model to evaluate the impact of reforms, either prospectively or reality.

Our strategic plan to promote private investment is linked to the Pillar N° III of the National Development Plan 2021–2025, estimated at 59,000 billion CFA francs, of which approximately 43,000 billion CFA francs, or 74%, should be financed by the private sector attracted by CEPICI.

## A true transmission belt

There are many reasons why investors should choose Côte d'Ivoire. Whether it's the business-friendly environment or the specific factors related to value chains, infrastructures, and human capital, it is the country's diversity and openness that allow companies from all countries and sectors to find their place and thrive in the Ivorian market. We are committed to promoting direct investment in Côte d'Ivoire.

CEPICI plays a key role in attracting and facilitating investment and sustainable job creation by rising awareness of the wide range of investment opportunities in the country and facilitating the necessary links between investors and the private and public sectors.



## The investment incentives

	AGREEMENT RÉGIME	DÉCLARATION RÉGIME
INVESTMENT THRESHOLD	<ul style="list-style-type: none"> <li>· \$ 400 000 for Big companies</li> <li>· \$ 100 000 for SMEs</li> </ul>	<ul style="list-style-type: none"> <li>· No minimum investment required</li> <li>· Only applies for company creation</li> </ul>
<b>INCENTIVES</b>		
INVESTMENT PHASE	<ul style="list-style-type: none"> <li>· Total exemption from customs duties</li> <li>· Suspension of VAT</li> </ul>	<ul style="list-style-type: none"> <li>· Not applicable</li> </ul>
OPERATION PHASE	<p><b>Tax incentives related to :</b></p> <ul style="list-style-type: none"> <li>· The sector (Category 1 or 2)</li> <li>· The investment Zone (Zone A 5y, B 10y or C 15y)</li> <li>· The size of the company (SME or Big corp.).</li> </ul>	<div style="background-color: #008000; color: white; padding: 5px;"> <p><b>Incentives :</b></p> <ul style="list-style-type: none"> <li>· Category 1 (Tax holidays)</li> <li>· Category 2 (Tax Credits)</li> </ul> </div>
INVESTMENTS ZONES	<b>Zone A :</b> Abidjan District / <b>Zone B :</b> Regional capital cities + Bonoua & Grand Bassam <b>Zone C :</b> All other locations	
ADDITIONAL INCENTIVES	<b>Tax credits :</b> 2% for local employment / 2% for subcontracting / 2% pour local shareholding	
STRUCTURING PROJECTS	Structuring projects can benefit from specific incentives directly negotiated with the government given the level of investment and strategic aspects (In <b>Zone A : \$ 167 million / Zone B : \$ 83 million / Zone C : \$ 25 million</b> )	

## AGREEMENT REGIME: Category 1 (Same benefits as those granted under the declaration regime.)

### Investment Thresholds:

- GE (Large Enterprises): Turnover > 1 billion and employs more than 200 people : **200 million – None (in FCFA)**
- SMEs (Small and Medium Enterprises): Turnover < 1 billion and employs fewer than 200 people : **50 million – None (in FCFA)**
- Large shopping centers : **10 billion in Zone A and 05 billion in Zones B and C (in FCFA)**
- Hotel activities : **Equal or above 05 billion in Zone A and equal or above 02 billion in Zones B and C (in FCFA)**
- Structural projects: Zone A : **100 billion investments; Zone B: 75 billion investments; Zone C : 50 billion investments (in FCFA)**

<b>ZONES</b>	Zone A: District of Abidjan	Zone B: Regional capitals, Bonoua, and Bassam	Zone C: Other agglomerations outside Zone A and B
<b>DURATION</b>	2 years with the possibility of a 2-year extension if 66% of the investment is realized.		
<b>Benefits during the operational phase (Creation)</b>			
<b>DURATION</b>	<b>5 years</b>	<b>10 years (2 periods of 5 years each)</b>	GE: 15 years (2 periods of 10 years then 5 years) SMEs: 15 years once
<ul style="list-style-type: none"> <li>· Corporate income tax, including the minimum flat-rate tax.</li> <li>· Contribution for patents and licenses.</li> <li>· Employer's contribution for national employees, excluding the apprenticeship tax and the additional tax for continuing professional education.</li> <li>· Property tax.</li> <li>· Tax on income from securities for dividends paid to national shareholders only for Zones B and C.</li> <li>· SMEs: Tax on banking transactions (TOB).</li> </ul>	Partial exemption of 50%	<b>The first 5 years :</b> Total exemption (100%)	<ul style="list-style-type: none"> <li>· <b>GE</b> : Total exemption (100%)</li> <li>· <b>SMEs</b> : Total exemption over the 15 years (100%)</li> </ul>
		<b>The following 5 years :</b> · GE: Partial exemption of 50% · SMEs: Partial exemption of 75%	<b>GE</b> : The first following 5 years :
<b>Additional benefits related to Local Content</b>	Under local content, the approach of fiscal incentives has been preferred over obligations. Reinforcement of incentives through the use of the following local content elements, which include: <ul style="list-style-type: none"> <li>· Hiring of national executives, [+2% in Tax Credits].</li> <li>· Subcontracting, [+2% in Tax Credits].</li> <li>· Participation of nationals in the capital of the newly created company, [+2% in Tax Credits]</li> </ul>		
<b>Condition related to multi-zone establishment</b>	When the investment is made simultaneously in several zones, the investor benefits, only in terms of corporate income tax, from the advantage applicable to the zone in which the investment is highest. The other benefits mentioned above remain applicable depending on the zone.		

## AGREEMENT REGIME: Category 2 (Same benefits as those granted under the declaration regime.)

<b>ZONES</b>	<b>Zone A :</b> District of Abidjan	<b>Zone B :</b> Regional capitals, Bonoua, and Bassam	<b>Zone C :</b> Other agglomerations outside Zone A and B
<b>Customs :</b> - 100% reduction of the customs duty amount for equipment and materials and the first batches of spare parts (The value of spare parts for the first batch should represent at most, in proportion to the acquisition value of the equipment and materials : o 10% in Zone A o 20% in Zone B o 30% in Zone C. - VAT: Temporary suspension of VAT.			
<b>DURATION :</b>	2 years with the possibility of a 2-year extension if 66% of the investment is realized.		
<b>Benefits during the operational phase (Creation)</b>			
<b>DURATION :</b>	<b>Tax Credits Applicable until full reimbursement</b>		
- Corporate income tax, including the minimum flat-rate tax. - Contribution for patents and licenses. - Employer's contribution for national employees, excluding the apprenticeship tax and the additional tax for continuing professional education. - Property tax. - RVM (tax on securities) for Zones B and C: GE only. VAT: SMEs only.	<b>GE (Large Enterprises) :</b> Tax credits: 25%	<b>GE :</b> Tax credits: 35%	<b>GE :</b> Tax credits: 50%
	<b>SMEs (Small and Medium Enterprises) :</b> Tax credits: 37.5%	<b>SMEs:</b> Tax credits: 52.5%	<b>SMEs :</b> Tax credits: 75%
<b>Additional benefits related to Local Content</b>	Under local content, the approach of fiscal incentives has been preferred over obligations. Reinforcement of incentives using the following local content elements, which include: <ul style="list-style-type: none"> <li>· Hiring of national executives, [+2% in Tax Credits].</li> <li>· Subcontracting, [+2% in Tax Credits].</li> <li>· Participation of nationals in the capital of the newly created company, [+2% in Tax Credits]</li> </ul>		
<b>Condition related to multi-zone establishment</b>	When the investment is made simultaneously in several zones, the investor benefits, only in terms of corporate income tax, from the advantage applicable to the zone in which the investment is highest. The other benefits mentioned above remain applicable depending on the zone.		

## The Investment Code and the regulatory framework to secure investments in Côte d'Ivoire

Freedom of access to raw or semi-finished materials **(Art. 30)**



Protection of intellectual property rights, patents, trademarks and trade names, as well as rights on technology transfer **(Art. 32)**



Freedom of access to foreign exchange **(Art. 27)**, assets transferring **(Art. 28)** and transferring of all or part of remuneration for any expatriate **(Art. 29)**



Settlement of disputes by the commercial courts, recourse to conciliation and protection of minority shareholders **(Business climate reform) (Art. 50)**

Improving the governance framework for private investments, notably the High Authority for Good Governance and strengthening the legislative and regulatory framework

# PRIVATE PROJECTS





## AGRICULTURE AND AGRI-FOOD

# INDUSTRIAL PLANTAIN PLANTATION ON 500 HA



44,000,000 RMB

<b>1. PROJECT TITLE</b>	<b>INDUSTRIAL PLANTAIN PLANTATION ON 500 HA</b>
<b>2. TYPE</b>	Private
<b>3. SECTORS / SECTOR</b>	Agribusiness / Plantain
<b>4. PROMOTER</b>	CEPICI
<b>5. CONTACTS</b>	+ 225 27 20 311 400 / opportunités-projets@cepici.ci
<b>6. PROJECT DESCRIPTION</b>	
<b>6.1 EXECUTION AREA</b>	South of Côte d'Ivoire (AGBOVILLE, SIKENSI, TIASSALE)
<b>6.2. CONTEXT</b>	In Côte d'Ivoire, the annual production of plantains is estimated at more than 1.7 million tons (CNRA), making it the third most cultivated food crop after yams and cassava. With the increase in population, the rise of the agribusiness sector, and the development of the foodservice industry, the demand for plantain is growing.
<b>6.3. PROBLEMS TO BE RESOLVED</b>	High domestic and international demand for plantain in relation to production
<b>6.4. PROJECT OBJECTIVES</b>	<ul style="list-style-type: none"> <li>- Increase export plantain production</li> <li>- Contribute to food and nutrition security</li> </ul>
<b>6.5. INSTALLED CAPACITY</b>	500 hectares
<b>6.6. ECONOMIC PROFITABILITY</b>	Not estimated
<b>7. PROJECT COMPONENTS</b>	<p>Component 1: Building Construction</p> <p>Component 2: Purchase of Planting Materials and Equipment</p> <p>Component 3: Plantation Operations</p>

8. INDICATIVE IMPLEMENTATION SCHEDULE BY COMPONENT		Year 1	Year 2	Year 3
	c1	X		
	c2	X		
	c3	X	X	X
9. ESTIMATED BUDGET	<b>44,000,000 RMB</b>			
10. SUPPORT STRUCTURES	<ul style="list-style-type: none"> <li>- Center for the Promotion of Investments in Côte d'Ivoire (CEPICI);</li> <li>- National Agency for Rural Development Support (ANADER)</li> <li>- National Centre for Agricultural Research (CNRA);</li> <li>- Office for the Marketing of Food Products (OCPV);</li> <li>- Interprofessional Fund for Agricultural Research and Advice (FIRCA)</li> </ul>			
11. PROJECT IMPLEMENTATION STATUS	<ul style="list-style-type: none"> <li><input checked="" type="checkbox"/> Identification</li> <li><input checked="" type="checkbox"/> Preliminary assessment</li> <li><input type="checkbox"/> Detailed design</li> <li><input type="checkbox"/> Search for technical partners</li> <li><input type="checkbox"/> Mobilization funding</li> <li><input type="checkbox"/> Contracts signed</li> <li><input type="checkbox"/> Implementation</li> </ul>			
12. EXPECTED METHOD OF FINANCING THE PROJECT	<ul style="list-style-type: none"> <li><input type="checkbox"/> Government</li> <li><input checked="" type="checkbox"/> Private</li> <li><input type="checkbox"/> PPP</li> <li><input type="checkbox"/> Lessor</li> </ul>			

## AGRICULTURE AND AGRI-FOOD

# INDUSTRIAL PRODUCTION OF PINEAPPLES ON 2,000 HA




**180,000,000 RMB**

<b>1. PROJECT TITLE</b>	<b>INDUSTRIAL PRODUCTION OF PINEAPPLES ON 2,000 HA</b>
<b>2. TYPE</b>	Private
<b>3. SECTORS / SECTOR</b>	Agribusiness / Pineapple
<b>4. PROMOTER</b>	CEPICI
<b>5. CONTACTS</b>	+ 225 27 20 311 400 / opportunités-projets@cepici.ci
<b>6. PROJECT DESCRIPTION</b>	
<b>6.1 EXECUTION AREA</b>	South-East Côte d'Ivoire
<b>6.2. CONTEXT</b>	<p>The global pineapple market is expected to grow from USD 27.08 billion in 2023 to USD 36.80 billion by 2028, with a compound annual growth rate (CAGR) of 6.33% during this period. The demand for pineapples and their main by-products (pure fruit juice, fruit juice, fruit nectar, fruit drink, etc.) continues to grow. Thus, the creation of an industrial pineapple plantation represents an advantageous investment opportunity.</p> <p>Côte d'Ivoire has enormous agricultural potential in this area. In fact, pineapple production exceeded 230,000 tons in recent decades. However, competition from Costa Rica, which markets the "Sweet" pineapple variety, has crowded out the traditional Ivorian production of "smooth cayenne". Currently, the European pineapple market amounts to almost 800,000 tons, of which almost 100% is supplied by the Sweet variety, and Côte d'Ivoire's share has unfortunately shrunk to about 50,000 tons. In addition, the lack of interest of small producers, actors who have promoted the full development of this sector, has led to a drop in production estimated at 32,000 tons in 2022.</p> <p>In this context, vigorous policies in favour of fruit and vegetable processing have enabled Côte d'Ivoire to process about a quarter of its pineapple production locally, or about 7,500 tons.</p> <p>By capitalizing on the anticipated growth of the global market, particularly the Chinese market, and by responding to the Ivorian government's desire to revitalize this sector and the introduction of a new hybrid variety, such an initiative would stimulate exports to international markets, thus generating significant revenues for the investor.</p>
<b>6.3. PROBLEMS TO BE RESOLVED</b>	- Poor exploitation of value creation opportunities in the pineapple sector
<b>6.4. PROJECT OBJECTIVES</b>	<ul style="list-style-type: none"> <li>- Increasing export earnings</li> <li>- Serving the global market</li> <li>- Enhancing the value of the pineapple sector</li> </ul>
<b>6.5. INSTALLED CAPACITY</b>	2,000 hectares

6.6. ECONOMIC PROFITABILITY	Undefined																
7. PROJECT COMPONENTS	<p>Component 1: Building Construction</p> <p>Component 2: Purchase of materials and equipment</p> <p>Component 4: Plantation Operations</p>																
8. INDICATIVE IMPLEMENTATION SCHEDULE BY COMPONENT	<table border="1"> <thead> <tr> <th></th> <th>Year 1</th> <th>Year 2</th> <th>Year 3</th> </tr> </thead> <tbody> <tr> <td>c1</td> <td>X</td> <td></td> <td></td> </tr> <tr> <td>c2</td> <td></td> <td>X</td> <td></td> </tr> <tr> <td>c3</td> <td></td> <td>X</td> <td>X</td> </tr> </tbody> </table>		Year 1	Year 2	Year 3	c1	X			c2		X		c3		X	X
	Year 1	Year 2	Year 3														
c1	X																
c2		X															
c3		X	X														
9. ESTIMATED BUDGET	<b>180,000,000 RMB</b>																
10. SUPPORT STRUCTURES	<ul style="list-style-type: none"> <li>- Center for the Promotion of Investments in Côte d'Ivoire (CEPICI);</li> <li>- National Agency for Rural Development Support (ANADER)</li> <li>- National Centre for Agricultural Research (CNRA);</li> <li>- Office for the Marketing of Food Products (OCPV);</li> <li>- Interprofessional Fund for Agricultural Research and Advice (FIRCA)</li> </ul>																
11. PROJECT IMPLEMENTATION STATUS	<ul style="list-style-type: none"> <li><input checked="" type="checkbox"/> Identification</li> <li><input checked="" type="checkbox"/> Preliminary assessment</li> <li><input type="checkbox"/> Detailed design</li> <li><input type="checkbox"/> Search for technical partners</li> <li><input type="checkbox"/> Mobilization funding</li> <li><input type="checkbox"/> Contracts signed</li> <li><input type="checkbox"/> Implementation</li> </ul>																
12. EXPECTED METHOD OF FINANCING THE PROJECT	<ul style="list-style-type: none"> <li><input type="checkbox"/> Government</li> <li><input checked="" type="checkbox"/> Private</li> <li><input type="checkbox"/> PPP</li> <li><input type="checkbox"/> Lessor</li> </ul>																

## AGRICULTURE AND AGRI-FOOD

# CREATION OF A 6,000 HA RICE COMPLEX



18,500,000 RMB


<b>1. PROJECT TITLE</b>	<b>CREATION OF A 6,000 HA RICE COMPLEX</b>
<b>2. TYPE</b>	Private
<b>3. SECTORS / SECTOR</b>	Agribusiness / Rice Farming
<b>4. PROMOTER</b>	Private partner via CEPICI
<b>5. CONTACTS</b>	+ 225 27 20 311 400 / opportunités-projets@cepici.ci
<b>6. PROJECT DESCRIPTION</b>	
<b>6.1 EXECUTION AREA</b>	BOUAKE, Central Côte d'Ivoire
<b>6.2. CONTEXT</b>	In Africa, rice is one of the most important food crops, where economic activities linked to the value chain are widely considered a driver of economic development. In Côte d'Ivoire, rice imports are growing strongly despite the potential for increased local production. Nearly 80% of paddy rice is processed in Côte d'Ivoire, but through the use of almost artisanal techniques, which results in below-average quality. Faced with these constraints, the Ivorian government has set itself the ambition of increasing production and local processing capacities. The Government also plans to increase the availability of Ivory rice on the national market by increasing the proportion of local rice marketed at the national level from 60% in 2021 to 95% in 2025 and achieve rice self-sufficiency by 2030.
<b>6.3. PROBLEMS TO BE RESOLVED</b>	<ul style="list-style-type: none"> <li>- Lack of domestic meat supply in relation to strong and ever-growing demand</li> <li>- High dependence on imports to meet national needs</li> </ul>
<b>6.4. PROJECT OBJECTIVES</b>	<ul style="list-style-type: none"> <li>- Improving local rice production</li> <li>- Reduce foreign exchange outflows related to rice imports</li> <li>- Contribute to revenue and added value</li> <li>- Contribute to job creation</li> </ul>
<b>6.5. INSTALLED CAPACITY</b>	6,000 ha
<b>6.6. ECONOMIC PROFITABILITY</b>	See the developer



<b>7. PROJECT COMPONENTS</b>	<p>Component 1: Rehabilitation of the rice perimeter  Component 2: Construction of the Operations Building  Component 3: Procurement of materials and equipment  Component 4: Rice Complex Operations</p>																				
<b>8. INDICATIVE IMPLEMENTATION SCHEDULE BY COMPONENT</b>	<table border="1"> <thead> <tr> <th></th> <th>Year 1</th> <th>Year 2</th> <th>Year 3</th> </tr> </thead> <tbody> <tr> <td>C1</td> <td>X</td> <td>X</td> <td></td> </tr> <tr> <td>C2</td> <td></td> <td>X</td> <td></td> </tr> <tr> <td>C3</td> <td></td> <td>X</td> <td></td> </tr> <tr> <td>C4</td> <td></td> <td>X</td> <td>X</td> </tr> </tbody> </table>		Year 1	Year 2	Year 3	C1	X	X		C2		X		C3		X		C4		X	X
	Year 1	Year 2	Year 3																		
C1	X	X																			
C2		X																			
C3		X																			
C4		X	X																		
<b>9. ESTIMATED BUDGET</b>	<b>18,500,000 RMB</b>																				
<b>10. SUPPORT STRUCTURES</b>	<ul style="list-style-type: none"> <li>- Center for the Promotion of Investments in Côte d'Ivoire (CEPICI)</li> <li>- Town Hall of BOUAKE</li> </ul>																				
<b>11. PROJECT IMPLEMENTATION STATUS</b>	<ul style="list-style-type: none"> <li><input checked="" type="checkbox"/> Identification</li> <li><input checked="" type="checkbox"/> Preliminary assessment</li> <li><input type="checkbox"/> Detailed design</li> <li><input type="checkbox"/> Search for technical partners</li> <li><input type="checkbox"/> Mobilization funding</li> <li><input type="checkbox"/> Contracts signed</li> <li><input type="checkbox"/> Implementation</li> </ul>																				
<b>12. EXPECTED METHOD OF FINANCING THE PROJECT</b>	<ul style="list-style-type: none"> <li><input type="checkbox"/> Government</li> <li><input checked="" type="checkbox"/> Private</li> <li><input type="checkbox"/> PPP</li> <li><input type="checkbox"/> Lessor</li> </ul>																				

## AGRICULTURE AND AGRI-FOOD

### CASSAVA PLANTATION AND PROCESSING PLANT (12 TONS PER HOUR)



**380,000,000 RMB**

<b>1. PROJECT TITLE</b>	<b>CASSAVA PLANTATION AND PROCESSING PLANT (12 TONS PER HOUR)</b>
<b>2. TYPE</b>	Private
<b>3. SECTORS / SECTOR</b>	Agribusiness / Cassava
<b>4. PROMOTER</b>	Private partner via CEPICI
<b>5. CONTACTS</b>	+ 225 27 20 311 400 / opportunités-projets@cepici.ci
<b>6. PROJECT DESCRIPTION</b>	
<b>6.1 EXECUTION AREA</b>	South-East Côte d'Ivoire
<b>6.2. CONTEXT</b>	<p>Cassava is one of the main food crops in Côte d'Ivoire with an annual production of 5 to 6 million tons and its consumption is second only to yam and ahead of rice. In addition, the dietary habits of the African diaspora constitute a favourable market for the export of cassava manufactured products.</p> <p>Cassava is an agricultural product that can be easily processed into a multitude of by-products that can be used for food, agropastoral or even industrial purposes. Identifying the commercial potential of its various derivatives and the jobs they could potentially generate is very important.</p> <p>Indeed, the list of by-products manufactured includes placali paste, dehydrated attiéké, cassava flour and cassava starch.</p> <p>Thus, the establishment of a cassava processing unit into starch for the bioplastics, paper bag, flour and other derivatives industry is a real investment opportunity.</p>
<b>6.3. PROBLEMS TO BE RESOLVED</b>	<ul style="list-style-type: none"> <li>- Artisanal processing method</li> <li>- Low value of cassava by-products</li> </ul>
<b>6.4. PROJECT OBJECTIVES</b>	<ul style="list-style-type: none"> <li>- Strengthening the cassava value chain in Côte d'Ivoire</li> <li>- Modernizing cassava processing units in Côte d'Ivoire</li> <li>- Increasing the performance and profitability of cassava processing units</li> <li>- Improve the incomes of stakeholders in the cassava sector.</li> <li>- Contributing to food and nutrition security</li> </ul>
<b>6.5. INSTALLED CAPACITY</b>	<ul style="list-style-type: none"> <li>- Cassava plantation: 10,500 hectares</li> <li>- Starch production plant: 12 tons per hour</li> </ul>

6.6. ECONOMIC PROFITABILITY	Between 13% and 20%																								
7. PROJECT COMPONENTS	<p>C 1: Land Acquisition  C 2: Building Construction  C 3: Purchase of materials and equipment  C 4: Plantation Operations  C 5: Plant Operations</p>																								
8. INDICATIVE IMPLEMENTATION SCHEDULE BY COMPONENT	<table border="1"> <thead> <tr> <th></th> <th>Year 1</th> <th>Year 2</th> <th>Year 3</th> </tr> </thead> <tbody> <tr> <td>c1</td> <td>X</td> <td></td> <td></td> </tr> <tr> <td>c2</td> <td>X</td> <td>X</td> <td></td> </tr> <tr> <td>c3</td> <td>X</td> <td>X</td> <td>X</td> </tr> <tr> <td>c4</td> <td></td> <td>X</td> <td>X</td> </tr> <tr> <td>c5</td> <td></td> <td>X</td> <td>X</td> </tr> </tbody> </table>		Year 1	Year 2	Year 3	c1	X			c2	X	X		c3	X	X	X	c4		X	X	c5		X	X
	Year 1	Year 2	Year 3																						
c1	X																								
c2	X	X																							
c3	X	X	X																						
c4		X	X																						
c5		X	X																						
9. ESTIMATED BUDGET	<b>380,000,000 RMB</b>																								
10. SUPPORT STRUCTURES	<ul style="list-style-type: none"> <li>- Center for the Promotion of Investments in Côte d'Ivoire (CEPIC);</li> <li>- National Agency for Rural Development Support (ANADER)</li> <li>- National Centre for Agricultural Research (CNRA);</li> <li>- Food Marketing Assistance Office (OCPV);</li> <li>- Interprofessional Fund for Agricultural Research and Advice (FIRCA).</li> </ul>																								
11. PROJECT IMPLEMENTATION STATUS	<ul style="list-style-type: none"> <li><input checked="" type="checkbox"/> Identification</li> <li><input checked="" type="checkbox"/> Preliminary assessment</li> <li><input checked="" type="checkbox"/> Detailed design</li> <li><input type="checkbox"/> Search for technical partners</li> <li><input type="checkbox"/> Mobilization funding</li> <li><input type="checkbox"/> Contracts signed</li> <li><input type="checkbox"/> Implementation</li> </ul>																								
12. EXPECTED METHOD OF FINANCING THE PROJECT	<ul style="list-style-type: none"> <li><input type="checkbox"/> Government</li> <li><input checked="" type="checkbox"/> Private</li> <li><input type="checkbox"/> PPP</li> <li><input type="checkbox"/> Lessor</li> </ul>																								

## AGRICULTURE AND AGRI-FOOD

**PROCESSING  
FACILITY OF  
FRUITS AND  
VEGETABLES  
INTO JAM,  
COSMETICS AND  
SPICES (18 000  
TONS PER YEAR)**



**3,600,000 RMB**

<b>1. PROJECT TITLE</b>	<b>PROCESSING FACILITY OF FRUITS AND VEGETABLES INTO JAM, COSMETICS AND SPICES (18 000 TONS PER YEAR)</b>
<b>2. TYPE</b>	Private
<b>3. SECTORS / SECTOR</b>	Agribusiness / Mango & Vegetables
<b>4. PROMOTER</b>	MEMINADERPV Via CEPICI
<b>5. CONTACTS</b>	+ 225 27 20 311 400 / opportunités-projets@cepici.ci
<b>6. PROJECT DESCRIPTION</b>	
<b>6.1 EXECUTION AREA</b>	SINEMATIALI in the north of Côte d'Ivoire
<b>6.2. CONTEXT</b>	<p>Côte d'Ivoire, which has been a leader in fruit and vegetable production in West Africa for more than two decades, faces significant challenges related to the conservation and processing of its products.</p> <p>The industrial drying of mangoes and vegetables makes it possible to add value to these products and reduce post-harvest losses, estimated at nearly 40% out of an annual national production estimated at about 200,000 tons for mangoes and 900,000 tons for vegetables.</p> <p>In addition, the demand for dried products is growing steadily with an increasing trend for the next 10 years, in the markets of Europe, the United States of America and Asia (Singapore), for dried mango and in the African market, especially Nigeria and Ghana, for dried vegetables.</p> <p>Thus, the establishment of a drying plant dedicated to mango and vegetables represents a considerable investment opportunity.</p> <p>An area dedicated to the project is available in the town of SINEMATIALI.</p>
<b>6.3. PROBLEMS TO BE RESOLVED</b>	<ul style="list-style-type: none"> <li>- Low valuation of agricultural products (mangoes and vegetables)</li> <li>- Lack of mango and vegetable storage and processing units</li> <li>- Significant post-harvest losses</li> </ul>
<b>6.4. PROJECT OBJECTIVES</b>	<ul style="list-style-type: none"> <li>- Contributing to food and nutrition security</li> <li>- Increase foreign exchange inflows through exports of processed products</li> <li>- Increasing the added value of the value chains (mangoes and vegetables)</li> </ul>

6.5. INSTALLED CAPACITY	<ul style="list-style-type: none"> <li>- 4,200 tons of dried vegetables per year</li> <li>- 3,000 tons of dried mangoes per year.</li> </ul>																
6.6. ECONOMIC PROFITABILITY	Between 26% and 30%																
7. PROJECT COMPONENTS	<p>C 1: Building and Factory Construction  C 2: Acquisition of materials and equipment  C 3: Plant operation</p>																
8. INDICATIVE IMPLEMENTATION SCHEDULE BY COMPONENT	<table border="1" style="width: 100%; border-collapse: collapse; text-align: center;"> <thead> <tr style="background-color: #008000; color: white;"> <th style="width: 10%;"></th> <th style="width: 30%;">Year 1</th> <th style="width: 30%;">Year 2</th> <th style="width: 30%;">Year 3</th> </tr> </thead> <tbody> <tr> <td style="text-align: left;">C1</td> <td>X</td> <td></td> <td></td> </tr> <tr> <td style="text-align: left;">C2</td> <td></td> <td>X</td> <td></td> </tr> <tr> <td style="text-align: left;">C3</td> <td></td> <td>X</td> <td>X</td> </tr> </tbody> </table>		Year 1	Year 2	Year 3	C1	X			C2		X		C3		X	X
	Year 1	Year 2	Year 3														
C1	X																
C2		X															
C3		X	X														
9. ESTIMATED BUDGET	<b>3,600,000 RMB</b>																
10. SUPPORT STRUCTURES	<ul style="list-style-type: none"> <li>- Ministry of State, Ministry of Agriculture, Rural Development and Food Production (MEMINADERPV);</li> <li>- Center for the Promotion of Investments in Côte d'Ivoire (CEPIC);</li> <li>- Côte d'Ivoire SME Agency (CI-PME);</li> <li>- National Agency for Rural Development Support (ANADER);</li> <li>- National Centre for Agricultural Research (CNRA);</li> <li>- Interprofessional Fund for Agricultural Research and Advice (FIRCA).</li> </ul>																
11. PROJECT IMPLEMENTATION STATUS	<ul style="list-style-type: none"> <li><input checked="" type="checkbox"/> Identification</li> <li><input checked="" type="checkbox"/> Preliminary assessment</li> <li><input checked="" type="checkbox"/> Detailed design</li> <li><input type="checkbox"/> Search for technical partners</li> <li><input type="checkbox"/> Mobilization funding</li> <li><input type="checkbox"/> Contracts signed</li> <li><input type="checkbox"/> Implementation</li> </ul>																
12. EXPECTED METHOD OF FINANCING THE PROJECT	<ul style="list-style-type: none"> <li><input type="checkbox"/> Government</li> <li><input checked="" type="checkbox"/> Private</li> <li><input type="checkbox"/> PPP</li> <li><input type="checkbox"/> Lessor</li> </ul>																

## AGRICULTURE AND AGRI-FOOD

**CONSTRUCTION OF  
A 5,800-TON-PER  
YEAR PEANUT OIL  
AND PASTE PLANT  
(1,500 TONS OF OIL  
AND 4,300 TONS  
OF PEANUT PASTE  
PRODUCED PER  
YEAR)  
2PAI-NORTH (CI)**



**113,000,000 RMB**



<b>1. PROJECT TITLE</b>	CONSTRUCTION OF A 5,800-TON-PER-YEAR PEANUT OIL AND PASTE PLANT (1,500 TONS OF OIL AND 4,300 TONS OF PEANUT PASTE PRODUCED PER YEAR) - 2PAI-NORTH (CI)
<b>2. TYPE</b>	Private
<b>3. SECTORS / SECTOR</b>	Agribusiness / Peanut
<b>4. PROMOTER</b>	MEMINADERPV Via CEPICI
<b>5. CONTACTS</b>	+ 225 27 20 311 400 / opportunités-projets@cepici.ci
<b>6. PROJECT DESCRIPTION</b>	
<b>6.1 EXECUTION AREA</b>	SINEMATIALI in the north of Côte d'Ivoire
<b>6.2. CONTEXT</b>	<p>Peanut are a versatile agricultural product that can be easily processed into a variety of by-products, which can be used for food, agro-pastoral and even industrial purposes.</p> <p>Côte d'Ivoire, Burkina Faso, Mali and Niger share similar habits in terms of peanut consumption (peanut paste, peanut oil, etc.). By 2030, these four countries will together have more than 122 million inhabitants, and this number is expected to exceed 203 million in 2050 according to FAO (2020) data.</p> <p>The national production of peanut, concentrated mainly in the project area (Poro, Tchologo, Hambol and Bagoué regions), is estimated at more than 200,000 tons per year.</p> <p>This population projection highlights the need to produce more peanut oil and paste in order to adequately meet the current and future food needs of these populations.</p> <p>Thus, the establishment of a plant for the manufacture of peanut oil and paste represents a real investment opportunity.</p> <p><b>An area dedicated to the project is available in the town of SINEMATIALI.</b></p>
<b>6.3. PROBLEMS TO BE RESOLVED</b>	- Supply shortfall of peanut oil and paste compared with strong demand
<b>6.4. PROJECT OBJECTIVES</b>	<ul style="list-style-type: none"> <li>- Contributing to food and nutrition security</li> <li>- Add value to peanut production</li> <li>- Improving producers' incomes through the distribution of value added</li> </ul>
<b>6.5. INSTALLED CAPACITY</b>	5,800 tons of peanuts per year (for the production of 1,400 tons of oil and 4,400 tons of peanuts paste)

6.6. ECONOMIC PROFITABILITY	Between 23% and 25%																
7. PROJECT COMPONENTS	<p>C 1: Building and Factory Construction</p> <p>C 2: Acquisition of materials and equipment</p> <p>C 3: Plant operation</p>																
8. INDICATIVE IMPLEMENTATION SCHEDULE BY COMPONENT	<table border="1"> <thead> <tr> <th></th> <th>Year 1</th> <th>Year 2</th> <th>Year 3</th> </tr> </thead> <tbody> <tr> <td>c1</td> <td>X</td> <td></td> <td></td> </tr> <tr> <td>c2</td> <td></td> <td>X</td> <td></td> </tr> <tr> <td>c3</td> <td></td> <td>X</td> <td>X</td> </tr> </tbody> </table>		Year 1	Year 2	Year 3	c1	X			c2		X		c3		X	X
	Year 1	Year 2	Year 3														
c1	X																
c2		X															
c3		X	X														
9. ESTIMATED BUDGET	<b>113,000,000 RMB</b>																
10. SUPPORT STRUCTURES	<ul style="list-style-type: none"> <li>- Ministry of State, Ministry of Agriculture, Rural Development and Food Production (MEMINADERPV);</li> <li>- Center for the Promotion of Investments in Côte d'Ivoire (CEPICI);</li> <li>- Côte d'Ivoire SME Agency (CI-PME);</li> <li>- National Agency for Rural Development Support (ANADER);</li> <li>- National Centre for Agricultural Research (CNRA);</li> <li>- Interprofessional Fund for Agricultural Research and Advice (FIRCA).</li> </ul>																
11. PROJECT IMPLEMENTATION STATUS	<ul style="list-style-type: none"> <li><input checked="" type="checkbox"/> Identification</li> <li><input checked="" type="checkbox"/> Preliminary assessment</li> <li><input type="checkbox"/> Detailed design</li> <li><input type="checkbox"/> Search for technical partners</li> <li><input type="checkbox"/> Mobilization funding</li> <li><input type="checkbox"/> Contracts signed</li> <li><input type="checkbox"/> Implementation</li> </ul>																
12. EXPECTED METHOD OF FINANCING THE PROJECT	<ul style="list-style-type: none"> <li><input type="checkbox"/> Government</li> <li><input checked="" type="checkbox"/> Private</li> <li><input type="checkbox"/> PPP</li> <li><input type="checkbox"/> Lessor</li> </ul>																

## AGRICULTURE AND AGRI-FOOD

**CONSTRUCTION  
OF A COTTON  
BASED OIL AND  
FEED PRODUCTION  
PLANT (3,800 TONS  
OF OIL AND 10,700  
TONS OF FEED PER  
YEAR)  
2PAI-NORTH (CI)**



**73,000,000 RMB**

<b>1. PROJECT TITLE</b>	<b>CONSTRUCTION OF A COTTON-BASED OIL AND FEED PRODUCTION PLANT (3,800 TONS OF OIL AND 10,700 TONS OF FEED PER YEAR) – 2PAI-NORTH (CI)</b>
<b>2. TYPE</b>	Private
<b>3. SECTORS / SECTOR</b>	Agribusiness / Cotton
<b>4. PROMOTER</b>	MEMINADERPV Via CEPICI
<b>5. CONTACTS</b>	+ 225 27 20 311 400 / opportunités-projets@cepici.ci
<b>6. PROJECT DESCRIPTION</b>	
<b>6.1 EXECUTION AREA</b>	SINEMATIALI in the north of Côte d'Ivoire
<b>6.2. CONTEXT</b>	<p>With a cattle herd of more than 1,500,000 heads, Côte d'Ivoire ranks far behind countries such as Mali, Niger and Burkina Faso which totalled 37,340,218 head of cattle in 2019, which represents a livestock feed need of about 56 million tons per year, in the dry season. The demand for this herd is a large market and an important investment opportunity for animal feed.</p> <p>The low-value seed cotton production of the project area (Poro, Tchologo, Hambol and Bagoué regions), which represents 68% of the national production estimated at 400,000 tons per year, is an asset for the manufacture of livestock feed.</p> <p>Seed cotton can also be used for the production of vegetable oil for human consumption.</p> <p>An area dedicated to the project is available in the town of SINEMATIALI.</p>
<b>6.3. PROBLEMS TO BE RESOLVED</b>	<ul style="list-style-type: none"> <li>- Low domestic production of livestock feed</li> <li>- Low valuation of the cotton sector</li> </ul>
<b>6.4. PROJECT OBJECTIVES</b>	<ul style="list-style-type: none"> <li>- Contributing to food and nutrition security</li> <li>- Increasing feed production to support the livestock sector at the national and sub-regional levels</li> <li>- Increase oil production</li> </ul>
<b>6.5. INSTALLED CAPACITY</b>	<ul style="list-style-type: none"> <li>- 3,795 tons of cottonseed oil per year</li> <li>- 10,672 tons of feed per year</li> </ul>
<b>6.6. ECONOMIC PROFITABILITY</b>	Between 20% and 23%

7. PROJECT COMPONENTS	C 1: Building and Factory Construction C 2: Acquisition of materials and equipment C 3: Plant operation																
8. INDICATIVE IMPLEMENTATION SCHEDULE BY COMPONENT	<table border="1"> <thead> <tr> <th></th> <th>Year 1</th> <th>Year 2</th> <th>Year 3</th> </tr> </thead> <tbody> <tr> <td>c1</td> <td>X</td> <td></td> <td></td> </tr> <tr> <td>c2</td> <td></td> <td>X</td> <td></td> </tr> <tr> <td>c3</td> <td></td> <td>X</td> <td>X</td> </tr> </tbody> </table>		Year 1	Year 2	Year 3	c1	X			c2		X		c3		X	X
	Year 1	Year 2	Year 3														
c1	X																
c2		X															
c3		X	X														
9. ESTIMATED BUDGET	<b>73,000,000 RMB</b>																
10. SUPPORT STRUCTURES	<ul style="list-style-type: none"> <li>- Ministry of State, Ministry of Agriculture, Rural Development and Food Production (MEMINADERPV);</li> <li>- Center for the Promotion of Investments in Côte d'Ivoire (CEPICI);</li> <li>- Côte d'Ivoire SME Agency (CI-PME);</li> <li>- National Agency for Rural Development Support (ANADER);</li> <li>- National Centre for Agricultural Research (CNRA);</li> <li>- Interprofessional Fund for Agricultural Research and Advice (FIRCA);</li> <li>- Cashew Cotton Council (CCA).</li> </ul>																
11. PROJECT IMPLEMENTATION STATUS	<ul style="list-style-type: none"> <li><input checked="" type="checkbox"/> Identification</li> <li><input checked="" type="checkbox"/> Preliminary assessment</li> <li><input checked="" type="checkbox"/> Detailed design</li> <li><input type="checkbox"/> Search for technical partners</li> <li><input type="checkbox"/> Mobilization funding</li> <li><input type="checkbox"/> Contracts signed</li> <li><input type="checkbox"/> Implementation</li> </ul>																
12. EXPECTED METHOD OF FINANCING THE PROJECT	<ul style="list-style-type: none"> <li><input type="checkbox"/> Government</li> <li><input checked="" type="checkbox"/> Private</li> <li><input type="checkbox"/> PPP</li> <li><input type="checkbox"/> Lessor</li> </ul>																

## AGRICULTURE AND AGRI-FOOD

**CONSTRUCTION  
OF A PACKAGING  
PLANT FOR FRESH  
PRODUCE FROM  
MARKET  
GARDENING  
(54,000 TONS OF  
FRESH VEGETABLES  
PER YEAR) – 2PAI-  
NORTH (CI)**



**494,000,000 RMB**


<b>1. PROJECT TITLE</b>	<b>CONSTRUCTION OF A PACKAGING PLANT FOR FRESH PRODUCE FROM MARKET GARDENING (54,000 TONS OF FRESH VEGETABLES PER YEAR) – 2PAI- NORTH (CI)</b>
<b>2. TYPE</b>	Private
<b>3. SECTORS / SECTOR</b>	Agribusiness / Market gardeners
<b>4. PROMOTER</b>	MEMINADERPV Via CEPICI
<b>5. CONTACTS</b>	+ 225 27 20 311 400 / opportunités-projets@cepici.ci
<b>6. PROJECT DESCRIPTION</b>	
<b>6.1 EXECUTION AREA</b>	SINEMATIALI in the north of Côte d'Ivoire
<b>6.2. CONTEXT</b>	<p>Côte d'Ivoire imports a significant proportion of vegetables from the sub-region, including onions, tomatoes and green beans. In addition, the consumption of these fresh products is the largest (68%) in the vegetable products value chain.</p> <p>However, post-harvest losses of market gardening products are estimated at nearly 40% of local production, estimated at more than 900,000 tons per year, mainly due to deficiencies in the packaging of these products.</p> <p>Thus, the establishment of a packaging plant for fresh products from market gardening (vegetables), with a large capacity and meeting international standards, represents a considerable investment opportunity.</p> <p><b>An area dedicated to the project is available in the town of SINEMATIALI.</b></p>
<b>6.3. PROBLEMS TO BE RESOLVED</b>	<ul style="list-style-type: none"> <li>- Lack of packaging units for market gardening products</li> <li>- Loss of large harvests of market garden products</li> <li>- High import of certain vegetables</li> </ul>
<b>6.4. PROJECT OBJECTIVES</b>	<ul style="list-style-type: none"> <li>- Contributing to food and nutrition security</li> <li>- Enhancing the value of food products</li> <li>- Improving producers' incomes through the distribution of value added</li> </ul>
<b>6.5. INSTALLED CAPACITY</b>	54,000 tons of fresh vegetables per year.
<b>6.6. ECONOMIC PROFITABILITY</b>	Between 27% and 30%

7. PROJECT COMPONENTS	<p>C 1: Infrastructure construction  C 2: Acquisition of materials and equipment  C 3: Plant operations</p>																
8. INDICATIVE IMPLEMENTATION SCHEDULE BY COMPONENT	<table border="1"> <thead> <tr> <th></th> <th>Year 1</th> <th>Year 2</th> <th>Year 3</th> </tr> </thead> <tbody> <tr> <td>c1</td> <td>X</td> <td></td> <td></td> </tr> <tr> <td>c2</td> <td></td> <td>X</td> <td></td> </tr> <tr> <td>c3</td> <td></td> <td>X</td> <td>X</td> </tr> </tbody> </table>		Year 1	Year 2	Year 3	c1	X			c2		X		c3		X	X
	Year 1	Year 2	Year 3														
c1	X																
c2		X															
c3		X	X														
9. ESTIMATED BUDGET	<b>494,000,000 RMB</b>																
10. SUPPORT STRUCTURES	<ul style="list-style-type: none"> <li>- Ministry of State, Ministry of Agriculture, Rural Development and Food Production (MEMINADERPV);</li> <li>- Center for the Promotion of Investments in Côte d'Ivoire (CEPICI);</li> <li>- Côte d'Ivoire SME Agency (CI-PME);</li> <li>- National Agency for Rural Development Support (ANADER);</li> <li>- National Centre for Agricultural Research (CNRA);</li> <li>- Interprofessional Fund for Agricultural Research and Advice (FIRCA).</li> </ul>																
11. PROJECT IMPLEMENTATION STATUS	<ul style="list-style-type: none"> <li><input checked="" type="checkbox"/> Identification</li> <li><input checked="" type="checkbox"/> Preliminary assessment</li> <li><input checked="" type="checkbox"/> Detailed design</li> <li><input type="checkbox"/> Search for technical partners</li> <li><input type="checkbox"/> Mobilization funding</li> <li><input type="checkbox"/> Contracts signed</li> <li><input type="checkbox"/> Implementation</li> </ul>																
12. EXPECTED METHOD OF FINANCING THE PROJECT	<ul style="list-style-type: none"> <li><input type="checkbox"/> Government</li> <li><input checked="" type="checkbox"/> Private</li> <li><input type="checkbox"/> PPP</li> <li><input type="checkbox"/> Lessor</li> </ul>																



## AGRICULTURE AND AGRI-FOOD

### CONSTRUCTION OF A LATEX TO NATU- RAL RUBBER PLANT WITH A CAPACITY OF 70,000 TONS PER YEAR




264,000,000 RMB

<b>1. PROJECT TITLE</b>	<b>CONSTRUCTION OF A LATEX TO NATURAL RUBBER PLANT WITH A CAPACITY OF 70,000 TONS PER YEAR</b>
<b>2. TYPE</b>	Private
<b>3. SECTORS / SECTOR</b>	Agribusiness / Rubber
<b>4. PROMOTER</b>	CEPICI
<b>5. CONTACTS</b>	+ 225 27 20 311 400 / opportunités-projets@cepici.ci
<b>6. PROJECT DESCRIPTION</b>	
<b>6.1 EXECUTION AREA</b>	Central and Southern Côte d'Ivoire
<b>6.2. CONTEXT</b>	<p>In Côte d'Ivoire, the annual rubber production exceeded the 1 million tons mark in 2021. Production in 2022 is estimated at more than 1.2 million tons, making Côte d'Ivoire the 1st African producer and 4th in the world of rubber.</p> <p>With an estimated first processing rate of 80% in the sector in 2021, the country has set the goal of achieving a 100% rate of first processing in the sector by 2025.</p>
<b>6.3. PROBLEMS TO BE RESOLVED</b>	<ul style="list-style-type: none"> <li>- Existence of untapped potential in the primary processing of rubber trees;</li> <li>- Virtually unexploited secondary processing of rubber.</li> </ul>
<b>6.4. PROJECT OBJECTIVES</b>	Increasing the added value of the sector
<b>6.5. INSTALLED CAPACITY</b>	70,000 tons
<b>6.6. ECONOMIC PROFITABILITY</b>	Between 24% and 42%
<b>7. PROJECT COMPONENTS</b>	<p>C1: Infrastructure construction</p> <p>C2: Acquisition of materials and equipment</p> <p>C3: Plant operations</p>

<b>8. INDICATIVE IMPLEMENTATION SCHEDULE BY COMPONENT</b>		<b>Year 1</b>	<b>Year 2</b>	<b>Year 3</b>
	c1	X		
	c2	X	X	
	c3	X	X	X
<b>9. ESTIMATED BUDGET</b>	<b>264,000,000 RMB</b>			
<b>10. SUPPORT STRUCTURES</b>	<ul style="list-style-type: none"> <li>- Center for the Promotion of Investments in Côte d'Ivoire (CEPICI);</li> <li>- National Centre for Agricultural Research (CNRA);</li> <li>- Hevea Oil Palm Council (CHPH)</li> <li>- Interprofessional Fund for Agricultural Research and Advice (FIRCA);</li> <li>- Association of Natural Rubber Professionals of Côte d'Ivoire (APROMAC).</li> </ul>			
<b>11. PROJECT IMPLEMENTATION STATUS</b>	<ul style="list-style-type: none"> <li><input checked="" type="checkbox"/> Identification</li> <li><input checked="" type="checkbox"/> Preliminary assessment</li> <li><input type="checkbox"/> Detailed design</li> <li><input type="checkbox"/> Search for technical partners</li> <li><input type="checkbox"/> Mobilization funding</li> <li><input type="checkbox"/> Contracts signed</li> <li><input type="checkbox"/> Implementation</li> </ul>			
<b>12. EXPECTED METHOD OF FINANCING THE PROJECT</b>	<ul style="list-style-type: none"> <li><input type="checkbox"/> Government</li> <li><input checked="" type="checkbox"/> Private</li> <li><input type="checkbox"/> PPP</li> <li><input type="checkbox"/> Lessor</li> </ul>			

## AGRICULTURE AND AGRI-FOOD

### CONSTRUCTION OF A CASHEW NUT PROCESSING PLANT WITH A CAPACITY OF 15,000 TONS PER YEAR



84,000,000 RMB

<b>1. PROJECT TITLE</b>	<b>CONSTRUCTION OF A CASHEW NUT PROCESSING PLANT WITH A CAPACITY OF 15,000 TONS PER YEAR</b>
<b>2. TYPE</b>	Private
<b>3. SECTORS / SECTOR</b>	Agribusiness / Cashew
<b>4. PROMOTER</b>	Agribusiness / Cashew
<b>5. CONTACTS</b>	+ 225 27 20 311 400 / opportunités-projets@cepici.ci
<b>6. PROJECT DESCRIPTION</b>	
<b>6.1 EXECUTION AREA</b>	KORHOGO in the north of Côte d'Ivoire
<b>6.2. CONTEXT</b>	<p>With a national production exceeding 1 million tons in 2022, Côte d'Ivoire ranks first in the world in terms of raw cashew nut production and is the third largest exporter of cashew kernels in the world.</p> <p>Despite these impressive figures, the sector remains insufficiently valued, with a low local processing rate of raw cashew nuts, estimated at 21.25% in 2022. The goal set by the state is to achieve a 50% transformation rate by 2030.</p> <p>The establishment of a cashew nut processing plant into almonds and balsam thus represents a considerable investment opportunity, not only optimizing the added value of the sector, but also contributing to the achievement of national objectives in terms of local processing.</p>
<b>6.3. PROBLEMS TO BE RESOLVED</b>	- Low valuation of the sector
<b>6.4. PROJECT OBJECTIVES</b>	<ul style="list-style-type: none"> <li>- Increasing the added value of the sector</li> <li>- Improving producers' incomes</li> <li>- Increasing export earnings</li> </ul>
<b>6.5. INSTALLED CAPACITY</b>	15,000 tons per year
<b>6.6. ECONOMIC PROFITABILITY</b>	Between 15% and 30%

7. PROJECT COMPONENTS	<p>C1: Infrastructure construction  C2: Acquisition of materials and equipment  C3: Plant operations</p>																
8. INDICATIVE IMPLEMENTATION SCHEDULE BY COMPONENT	<table border="1"> <thead> <tr> <th></th> <th>Year 1</th> <th>Year 2</th> <th>Year 3</th> </tr> </thead> <tbody> <tr> <td>c1</td> <td>X</td> <td></td> <td></td> </tr> <tr> <td>c2</td> <td>X</td> <td>X</td> <td></td> </tr> <tr> <td>c3</td> <td></td> <td>X</td> <td>X</td> </tr> </tbody> </table>		Year 1	Year 2	Year 3	c1	X			c2	X	X		c3		X	X
	Year 1	Year 2	Year 3														
c1	X																
c2	X	X															
c3		X	X														
9. ESTIMATED BUDGET	84,000,000 RMB																
10. SUPPORT STRUCTURES	<ul style="list-style-type: none"> <li>- Ministry of State, Ministry of Agriculture, Rural Development and Food Production;</li> <li>- Ministry of Trade and Industry</li> <li>- Center for the Promotion of Investments in Côte d'Ivoire (CEPIC);</li> <li>- National Agency for Rural Development Support (ANADER)</li> <li>- National Centre for Agricultural Research (CNRA);</li> <li>- Interprofessional Fund for Agricultural Research and Advice (FIRCA).</li> <li>- Cashew Cotton Council (CCA)</li> </ul>																
11. PROJECT IMPLEMENTATION STATUS	<ul style="list-style-type: none"> <li><input checked="" type="checkbox"/> Identification</li> <li><input checked="" type="checkbox"/> Preliminary assessment</li> <li><input type="checkbox"/> Detailed design</li> <li><input type="checkbox"/> Search for technical partners</li> <li><input type="checkbox"/> Mobilization funding</li> <li><input type="checkbox"/> Contracts signed</li> <li><input type="checkbox"/> Implementation</li> </ul>																
12. EXPECTED METHOD OF FINANCING THE PROJECT	<ul style="list-style-type: none"> <li><input type="checkbox"/> Government</li> <li><input checked="" type="checkbox"/> Private</li> <li><input type="checkbox"/> PPP</li> <li><input type="checkbox"/> Lessor</li> </ul>																

## AGRICULTURE AND AGRI-FOOD

# CONSTRUCTION OF A SHEA NUT PROCESSING PLANT WITH A CAPACITY OF 5,000 TONS PER YEAR



18,000,000 RMB

<b>1. PROJECT TITLE</b>	<b>CONSTRUCTION OF A SHEA NUT PROCESSING PLANT WITH A CAPACITY OF 5,000 TONS PER YEAR</b>			
<b>2. TYPE</b>	Private			
<b>3. SECTORS / SECTOR</b>	Agribusiness / Shea			
<b>4. PROMOTER</b>	CEPICI			
<b>5. CONTACTS</b>	+ 225 27 20 311 400 / opportunités-projets@cepici.ci			
<b>6. PROJECT DESCRIPTION</b>				
<b>6.1 EXECUTION AREA</b>	In the north of Côte d'Ivoire (Korhogo, Ferkessédougou, Boundiali)			
<b>6.2. CONTEXT</b>	<p>The African continent is now the world's only supplier of shea products and Côte d'Ivoire is one of the main producing countries with an estimated production of 40,000 tons of almonds.</p> <p>However, the sector remains undervalued, with an estimated processing rate of 32%.</p>			
<b>6.3. PROBLEMS TO BE RESOLVED</b>	<ul style="list-style-type: none"> <li>- Existence of untapped potential in shea nut processing</li> <li>- Artisanal and rudimentary processing</li> </ul>			
<b>6.4. PROJECT OBJECTIVES</b>	Increasing the added value of the sector			
<b>6.5. INSTALLED CAPACITY</b>	5,000 tons			
<b>6.6. ECONOMIC PROFITABILITY</b>	Between 13% and 24%			
<b>7. PROJECT COMPONENTS</b>	<p>C 1: Infrastructure construction</p> <p>C 2: Acquisition of materials and equipment</p> <p>C 3: Plant operations</p>			
<b>8. INDICATIVE IMPLEMENTATION SCHEDULE BY COMPONENT</b>		<b>Year 1</b>	<b>Year 2</b>	<b>Year 3</b>
	<b>c1</b>	X		
	<b>c2</b>	X	X	
	<b>c3</b>	X	X	X



9. ESTIMATED BUDGET	18,000,000 RMB
10. SUPPORT STRUCTURES	<ul style="list-style-type: none"> <li>- Center for the Promotion of Investments in Côte d'Ivoire (CEPICI);</li> <li>- National Agency for Rural Development Support (ANADER)</li> <li>- National Centre for Agricultural Research (CNRA);</li> <li>- Interprofessional Fund for Agricultural Research and Advice (FIRCA)</li> </ul>
11. PROJECT IMPLEMENTATION STATUS	<ul style="list-style-type: none"> <li><input checked="" type="checkbox"/> Identification</li> <li><input checked="" type="checkbox"/> Preliminary assessment</li> <li><input type="checkbox"/> Detailed design</li> <li><input type="checkbox"/> Search for technical partners</li> <li><input type="checkbox"/> Mobilization funding</li> <li><input type="checkbox"/> Contracts signed</li> <li><input type="checkbox"/> Implementation</li> </ul>
12. EXPECTED METHOD OF FINANCING THE PROJECT	<ul style="list-style-type: none"> <li><input type="checkbox"/> Government</li> <li><input checked="" type="checkbox"/> Private</li> <li><input type="checkbox"/> PPP</li> <li><input type="checkbox"/> Lessor</li> </ul>

## OTHER INVESTMENT OPPORTUNITIES IN THE SECTOR TO SEIZE AND EXPLORE WITH THE STAKEHOLDERS.



Creation of an industrial unit for the processing of cashew apples into juice concentrate, liqueur, wine and vinegar, with a capacity of 100,000 tons per year

## LIVESTOCK AND PROCESSING

### CATTLE BREEDING AND MEAT PRODUCTION



142,000,000 RMB

<b>1. PROJECT TITLE</b>	<b>CATTLE BREEDING AND MEAT PRODUCTION</b>
<b>2. TYPE</b>	Private
<b>3. SECTORS / SECTOR</b>	Livestock / Livestock
<b>4. PROMOTER</b>	CEPICI
<b>5. CONTACTS</b>	+ 225 27 20 311 400 / opportunités-projets@cepici.ci
<b>6. PROJECT DESCRIPTION</b>	
<b>6.1 EXECUTION AREA</b>	PORO Region, Northern Côte d'Ivoire
<b>6.2. CONTEXT</b>	<p>Demand for meat is closely linked to population growth and food preferences. According to FAO (2020), the Ivorian population is expected to reach 33 million by 2030 and exceed 51 million by 2050. This demographic expansion offers a significant opportunity, as it will be imperative to meet the growing dietary needs of this population, with meat being an essential component of these requirements (9.6 kg of meat consumed per capita per year).</p> <p>According to the Ivorian authorities, national meat and offal production covered only 44.6% of the country's needs in 2021. In addition, meat and offal imports in 2022 were estimated at 180,367 tons, representing a value of XOF 87 billion.</p> <p>In order to capitalize on this upcoming market and reduce the country's dependence on meat and offal imports, it becomes crucial to develop integrated cattle ranch projects.</p> <p>The potential sites are located in the localities of SINEMATIALI and DIKODOUGOU.</p>
<b>6.3. PROBLEMS TO BE RESOLVED</b>	<ul style="list-style-type: none"> <li>- Insufficient domestic meat production</li> <li>- High dependence on imports of meat and offal</li> </ul>
<b>6.4. PROJECT OBJECTIVES</b>	<ul style="list-style-type: none"> <li>- Contributing to food and nutrition security</li> <li>- Reducing import-related foreign exchange outflows</li> </ul>
<b>6.5. INSTALLED CAPACITY</b>	1500 hectares
<b>6.6. ECONOMIC PROFITABILITY</b>	Undefined

7. PROJECT COMPONENTS	<p>C 1: Three ranches for the growth of 3000 head of animals (sheep, cattle) on 1,500 ha</p> <p>C 2: Establish a fodder industry for livestock feed and forage seed</p> <p>C 3: Setting up an industrial milk production unit</p> <p>C 4: Build a vocational training centre dedicated to livestock farming professions</p>																				
8. INDICATIVE IMPLEMENTATION SCHEDULE BY COMPONENT	<table border="1"> <thead> <tr> <th></th> <th>Year 1</th> <th>Year 2</th> <th>Year 3</th> </tr> </thead> <tbody> <tr> <td>c1</td> <td>X</td> <td>X</td> <td>X</td> </tr> <tr> <td>c2</td> <td>X</td> <td>X</td> <td></td> </tr> <tr> <td>c3</td> <td>X</td> <td>X</td> <td>X</td> </tr> <tr> <td>c4</td> <td>X</td> <td></td> <td></td> </tr> </tbody> </table>		Year 1	Year 2	Year 3	c1	X	X	X	c2	X	X		c3	X	X	X	c4	X		
	Year 1	Year 2	Year 3																		
c1	X	X	X																		
c2	X	X																			
c3	X	X	X																		
c4	X																				
9. ESTIMATED BUDGET	<b>142,000,000 RMB</b>																				
10. SUPPORT STRUCTURES	<ul style="list-style-type: none"> <li>- Center for the Promotion of Investments in Côte d'Ivoire (CEPICI);</li> <li>- Food and Agriculture Organization of the United Nations (FAO);</li> <li>- National Center for Agricultural Research (CNRA);</li> <li>- National Agency for Rural Development Support (ANADER)</li> <li>- Office d'Aide à la Commercialisation des Produits Vivriers (OCPV).</li> </ul>																				
11. PROJECT IMPLEMENTATION STATUS	<ul style="list-style-type: none"> <li><input checked="" type="checkbox"/> Identification</li> <li><input checked="" type="checkbox"/> Preliminary assessment</li> <li><input type="checkbox"/> Detailed design</li> <li><input type="checkbox"/> Search for technical partners</li> <li><input type="checkbox"/> Mobilization funding</li> <li><input type="checkbox"/> Contracts signed</li> <li><input type="checkbox"/> Implementation</li> </ul>																				
12. EXPECTED METHOD OF FINANCING THE PROJECT	<ul style="list-style-type: none"> <li><input type="checkbox"/> Government</li> <li><input checked="" type="checkbox"/> Private</li> <li><input type="checkbox"/> PPP</li> <li><input type="checkbox"/> Lessor</li> </ul>																				

## LIVESTOCK AND PROCESSING

# OTHER INVESTMENT OPPORTUNITIES IN THE SECTOR TO SEIZE AND EXPLORE WITH THE STAKEHOLDERS.



Fish-breeding ponds  
and floating cages  
(Agneby-Tiassa Region)

30,000,000 RMB

## LIVESTOCK AND PROCESSING

# INTEGRATED FISH FARM (FINGERLING, FEED, TRAINING)



218,000,000 RMB

<b>1. PROJECT TITLE</b>	<b>INTEGRATED FISH FARM (FINGERLING, FEED, TRAINING)</b>
<b>2. TYPE</b>	Private
<b>3. SECTORS / SECTOR</b>	Livestock / Fishery products
<b>4. PROMOTER</b>	CEPICI
<b>5. CONTACTS</b>	+ 225 27 20 311 400 / opportunités-projets@cepici.ci
<b>6. PROJECT DESCRIPTION</b>	
<b>6.1 EXECUTION AREA</b>	South-East Côte d'Ivoire, TAABO
<b>6.2. CONTEXT</b>	<p>Among the fishery resources, fish is the main source of animal protein for the Ivorian consumer, with a per capita consumption of about 24.9 kg/year/capita. In fact, 600,000 tons of fish are consumed locally per year, while the country produces only 100,000 tons of fish. Thus, there is an annual deficit of 500,000 tons of fish that is made up by imports.</p> <p>Added to this are the needs of restaurateurs, particularly in terms of shrimps, lobsters, oysters, lobsters, various shellfish and seafood.</p> <p>It is in this context that the fish park project is being built in the TAABO area on an area of 76 hectares.</p> <p>The department of TAABO is known for its hydro-electric dam, it has 2 rivers, the N'ZI and the BANDAMA with artisanal fishing activities.</p>
<b>6.3. PROBLEMS TO BE RESOLVED</b>	Annual deficit of 500,000 tons of fish
<b>6.4. PROJECT OBJECTIVES</b>	<ul style="list-style-type: none"> <li>- Bridging the 500,000 tons fish gap</li> <li>- Contributing to food and nutrition security</li> <li>- Reducing import-related foreign exchange outflows</li> </ul>
<b>6.5. INSTALLED CAPACITY</b>	76 hectares
<b>6.6. ECONOMIC PROFITABILITY</b>	Undefined

<b>7. PROJECT COMPONENTS</b>	<p>C 1: Seafood production and fisheries (shrimp, lobsters and oysters)  C 2: Fish farming (20,000 M3) in rivers  C 3: Development and operation of fish ponds  C 4: Fish Feed Production Plant (2,000 Tons)  C 5: Industrial Seafood Processing Unit  C 6: Grain Ice Production Unit  C 7: 10 modern ovens for drying fish  C 8: Establishment of a training centre for jobs related to the production and processing of fishery products</p>
<b>8. INDICATIVE IMPLEMENTATION SCHEDULE BY COMPONENT</b>	<p>Undefined</p>
<b>9. ESTIMATED BUDGET</b>	<p><b>218,000,000 RMB</b></p>
<b>10. SUPPORT STRUCTURES</b>	<ul style="list-style-type: none"> <li>- Centre for the Promotion of Investments in Côte d'Ivoire (CEPIC);</li> <li>- Food and Agriculture Organization of the United Nations (FAO);</li> <li>- Strategic Program for the Transformation of Aquaculture in Côte d'Ivoire (PSTACI);</li> <li>- National Centre for Agricultural Research (CNRA);</li> <li>- Office d'Aide à la Commercialisation des Produits Vivriers (OCPV).</li> </ul>
<b>11. PROJECT IMPLEMENTATION STATUS</b>	<ul style="list-style-type: none"> <li><input checked="" type="checkbox"/> Identification</li> <li><input checked="" type="checkbox"/> Preliminary assessment</li> <li><input type="checkbox"/> Detailed design</li> <li><input type="checkbox"/> Search for technical partners</li> <li><input type="checkbox"/> Mobilization funding</li> <li><input type="checkbox"/> Contracts signed</li> <li><input type="checkbox"/> Implementation</li> </ul>
<b>12. EXPECTED METHOD OF FINANCING THE PROJECT</b>	<ul style="list-style-type: none"> <li><input type="checkbox"/> Government</li> <li><input checked="" type="checkbox"/> Private</li> <li><input type="checkbox"/> PPP</li> <li><input type="checkbox"/> Lessor</li> </ul>



## LIVESTOCK AND PROCESSING

# INTEGRATED POULTRY CENTER ON 16 HA



255,000,000 RMB

<b>1. PROJECT TITLE</b>	<b>INTEGRATED POULTRY CENTER ON 16 HA</b>
<b>2. TYPE</b>	Private
<b>3. SECTORS / SECTOR</b>	Livestock / Poultry
<b>4. PROMOTER</b>	CEPICI
<b>5. CONTACTS</b>	+ 225 27 20 311 400 / opportunités-projets@cepici.ci
<b>6. PROJECT DESCRIPTION</b>	
<b>6.1 EXECUTION AREA</b>	South-East Côte d'Ivoire (AGBOVILLE, SIKENSI, TIISSALE)
<b>6.2. CONTEXT</b>	<p>The Ivorian government has set up a Strategic Plan for the Revival of Poultry Farming (PSRA) for the period 2011-2020, worth about 150 billion CFA francs. Thus, this plan has enabled Côte d'Ivoire to increase its poultry production from 67,715 tons (98.9% TC) in 2016 to 74,297 tons (98.8% TC) in 2019.</p> <p>The diagnostic analysis shows a decline in production due to the difficulty of regularly supplying balanced and quality food to the local market. Thus, the State wishes to revitalize this sector and achieve a production of 200,000 tons of chicken meat and 3.7 billion units of eggs by 2030.</p> <p>This integrated poultry project (feed production, day-old chick hatchery, poultry farm, chicken slaughter unit) is an investment opportunity to be seized. Indeed, it is a 16-hectare complex bringing together all the activities of the poultry value chain. These activities will be managed in the form of a franchise.</p>
<b>6.3. PROBLEMS TO BE RESOLVED</b>	Lack of regular supply of poultry throughout the country
<b>6.4. PROJECT OBJECTIVES</b>	<ul style="list-style-type: none"> <li>- Contributing to food and nutrition security</li> <li>- Increase local chicken production to meet the growing demand for chicken in the domestic market.</li> <li>- Reduce foreign exchange outflows related to imports of frozen poultry.</li> </ul>
<b>6.5. INSTALLED CAPACITY</b>	Undefined
<b>6.6. ECONOMIC PROFITABILITY</b>	Undefined

<b>7. PROJECT COMPONENTS</b>	<p>C 1: Swine Genetic Improvement Project – MIRAH  C 2: Project to support the installation of promoters in pig farming - MIRAH  C 3: Pig Slaughterhouse Construction and Rehabilitation Project (PCRAP) – MIRAH  C 4: African Swine Fever Control and Eradication Program</p>
<b>8. INDICATIVE IMPLEMENTATION SCHEDULE BY COMPONENT</b>	<p>Undefined</p>
<b>9. ESTIMATED BUDGET</b>	<p><b>255,000,000 RMB</b></p>
<b>10. SUPPORT STRUCTURES</b>	<ul style="list-style-type: none"> <li>- Center for the Promotion of Investments in Côte d'Ivoire (CEPIC)</li> <li>- Office for the Marketing Assistance of Food Products (OCPV)</li> <li>- Interprofessional Fund for Agricultural Research and Advice (FIRCA).</li> <li>- Côte d'Ivoire Pig Association (INTERPORCI)</li> </ul>
<b>11. PROJECT IMPLEMENTATION STATUS</b>	<ul style="list-style-type: none"> <li><input checked="" type="checkbox"/> Identification</li> <li><input checked="" type="checkbox"/> Preliminary assessment</li> <li><input type="checkbox"/> Detailed design</li> <li><input type="checkbox"/> Search for technical partners</li> <li><input type="checkbox"/> Mobilization funding</li> <li><input type="checkbox"/> Contracts signed</li> <li><input type="checkbox"/> Implementation</li> </ul>
<b>12. EXPECTED METHOD OF FINANCING THE PROJECT</b>	<ul style="list-style-type: none"> <li><input type="checkbox"/> Government</li> <li><input checked="" type="checkbox"/> Private</li> <li><input type="checkbox"/> PPP</li> <li><input type="checkbox"/> Lessor</li> </ul>

## LIVESTOCK AND PROCESSING

# PIGGERY PROJECT AND SLAUGH- TER HOUSE :



<b>1. PROJECT TITLE</b>	<b>PIGGERY PROJECT AND SLAUGHTER HOUSE</b>
<b>2. TYPE</b>	Private
<b>3. SECTORS / SECTOR</b>	Livestock / Pig
<b>4. PROMOTER</b>	CEPICI
<b>5. CONTACTS</b>	+ 225 27 20 311 400 / opportunités-projets@cepici.ci
<b>6. PROJECT DESCRIPTION</b>	
<b>6.1 EXECUTION AREA</b>	Extent of the territory
<b>6.2. CONTEXT</b>	<p>Pork is one of the most consumed meats in the world. In 2020, global pork production reached about 109 million tons, accounting for about 36% of the world's total meat production. In Côte d'Ivoire, pork is highly prized by the population. Indeed, the demand for pork in Côte d'Ivoire is estimated at more than 60,000 tons, while local production only manages to cover 17% of this demand (FAO, 2020). Côte d'Ivoire therefore finds itself importing 83% of its pork consumption. The low level of local pork production is partly explained by the lack of knowledge of good animal husbandry practices by the sector, the appearance of new outbreaks of African swine fever (ASF) in the north and north-east, the lack of funding adapted to the sector, etc.</p> <p>It is important to emphasize that pig farming is one of the animal activities whose development can contribute significantly to food self-sufficiency, due to its short cycle. The implementation of an integrated pig production project represents an investment opportunity, making it possible to revitalize the sector and meet the growing demand for pork while promoting the country's economic development and food security.</p>
<b>6.3. PROBLEMS TO BE RESOLVED</b>	<ul style="list-style-type: none"> <li>- High dependence on pork imports</li> <li>- Lack of training for actors in the sector</li> <li>- Decrease in livestock productivity</li> <li>- Outbreak of diseases ravaging production</li> </ul>
<b>6.4. PROJECT OBJECTIVES</b>	<ul style="list-style-type: none"> <li>- Contributing to food and nutrition security</li> <li>- Increasing domestic pork production</li> <li>- Training the actors of the sector</li> <li>- Reducing foreign exchange outflows from pork imports</li> <li>- Improving slaughter conditions</li> </ul>


6.5. INSTALLED CAPACITY	Undefined
6.6. ECONOMIC PROFITABILITY	Undefined
7. PROJECT COMPONENTS	C 1: Swine Genetic Improvement Project – MIRAH C 2: Project to support the installation of promoters in pig farming – MIRAH C 3: Pig Slaughterhouse Construction and Rehabilitation Project (PCRAP) – MIRAH C 4: African Swine Fever Control and Eradication Programme
8. INDICATIVE IMPLEMENTATION SCHEDULE BY COMPONENT	Undefined
9. ESTIMATED BUDGET	<b>250,000,000 RMB</b>
10. SUPPORT STRUCTURES	- Centre for the Promotion of Investments in Côte d'Ivoire (CEPIC) - Office for the Marketing Assistance of Food Products (OCPV) - Interprofessional Fund for Agricultural Research and Advice (FIRCA). - Ivory Coast Pig Association (INTERPORCI)
11. PROJECT IMPLEMENTATION STATUS	<input checked="" type="checkbox"/> Identification <input checked="" type="checkbox"/> Preliminary assessment <input type="checkbox"/> Detailed design <input type="checkbox"/> Search for technical partners <input type="checkbox"/> Mobilization funding <input type="checkbox"/> Contracts signed <input type="checkbox"/> Implementation
12. EXPECTED METHOD OF FINANCING THE PROJECT	<input type="checkbox"/> Government <input checked="" type="checkbox"/> Private <input type="checkbox"/> PPP <input type="checkbox"/> Lessor

## LIVESTOCK AND PROCESSING

# OTHER INVESTMENT OPPORTUNITIES IN THE SECTOR TO SEIZE AND EXPLORE WITH THE STAKEHOLDERS.



Project for the development of aquaculture in ponds and floating cages in Tiassalé ( Agneby-Tiassa Region )



**RECOVERY AND  
LANDFILL CENTER  
FOR THE MODER-  
NIZATION AND  
INTER-MUNICIPAL  
MANAGEMENT OF  
SOLID WASTE**



**6,000,000 RMB**



<b>1. PROJECT TITLE</b>	<b>RECOVERY AND LANDFILL CENTER FOR THE MODERNIZATION AND INTER-MUNICIPAL MANAGEMENT OF SOLID WASTE</b>
<b>2. TYPE</b>	Private
<b>3. SECTORS / SECTOR</b>	Environment / Waste treatment and recovery
<b>4. PROMOTER</b>	Regional Council of South Comoé (CRSC)
<b>5. CONTACTS</b>	+225 01 01 177 002 / conseilregionalsudcomoe@gmail.com +225 27 20 311 400 / opportunités-projets@cepici.ci
<b>6. PROJECT DESCRIPTION</b>	
<b>6.1 EXECUTION AREA</b>	South Comoé Region
<b>6.2. CONTEXT</b>	<p>Optimal waste management in urban areas remains a major concern in most of the country's major regions, particularly in the South Comoé region. The average annual volume of waste generated in the region is estimated at 141,000 tons.</p> <p>The economics of household waste recovery have enormous advantages. In addition to being environmentally friendly by reducing water, soil and air pollution; It can contribute to the fight against youth unemployment by creating jobs.</p> <p>Thus, the creation of a recovery and landfill centre as well as a transfer centre for the modernisation and inter-municipal management of solid waste in inter-municipal groupings represents a significant investment opportunity.</p> <p>This infrastructure will not only make it possible to treat waste more efficiently and sustainably, but also stimulate the local economy.</p>
<b>6.3. PROBLEMS TO BE RESOLVED</b>	<ul style="list-style-type: none"> <li>- Insufficient treatment and recovery unit for waste and household waste.</li> <li>- Environmental pollution</li> </ul>
<b>6.4. PROJECT OBJECTIVES</b>	<ul style="list-style-type: none"> <li>- Reusing waste and household waste</li> <li>- Reducing the impact of waste and household waste on the environment</li> <li>- Creating jobs in the field of sustainable development</li> </ul>

6.5. INSTALLED CAPACITY	Undefined
6.6. ECONOMIC PROFITABILITY	Not estimated
7. PROJECT COMPONENTS	Undefined
8. INDICATIVE IMPLEMENTATION SCHEDULE BY COMPONENT	Five (05) years
9. ESTIMATED BUDGET	<b>6,000,000 RMB</b>
10. SUPPORT STRUCTURES	<ul style="list-style-type: none"> <li>- Regional Council of South Comoé (CRSC);</li> <li>- Ministry of the Environment, Sustainable Development and Ecological Transition;</li> <li>- Centre for the Promotion of Investments in Côte d'Ivoire (CEPICI);</li> <li>- National Waste Management Agency (ANAGED).</li> </ul>
11. PROJECT IMPLEMENTATION STATUS	<ul style="list-style-type: none"> <li><input checked="" type="checkbox"/> Identification</li> <li><input checked="" type="checkbox"/> Preliminary assessment</li> <li><input type="checkbox"/> Detailed design</li> <li><input type="checkbox"/> Search for technical partners</li> <li><input type="checkbox"/> Mobilization funding</li> <li><input type="checkbox"/> Contracts signed</li> <li><input type="checkbox"/> Implementation</li> </ul>
12. EXPECTED METHOD OF FINANCING THE PROJECT	<ul style="list-style-type: none"> <li><input type="checkbox"/> Government</li> <li><input checked="" type="checkbox"/> Private</li> <li><input type="checkbox"/> PPP</li> <li><input type="checkbox"/> Lessor</li> </ul>

**STORAGE AND  
DISPOSAL UNIT  
FOR MEDICAL  
AND INDUSTRIAL  
WASTE WITH A  
CAPACITY OF  
200 TONS PER  
YEAR**



**2,500,000 RMB**

<b>1. PROJECT TITLE</b>	<b>STORAGE AND DISPOSAL UNIT FOR MEDICAL AND INDUSTRIAL WASTE WITH A CAPACITY OF 200 TONS PER YEAR</b>
<b>2. TYPE</b>	Public
<b>3. SECTORS / SECTOR</b>	Environment / Waste Management
<b>4. PROMOTER</b>	CEPICI
<b>5. CONTACTS</b>	+225 01 01 177 002 / conseilregionalsudcomoe@gmail.com +225 27 20 311 400 / opportunités-projets@cepici.ci
<b>6. PROJECT DESCRIPTION</b>	
<b>6.1 EXECUTION AREA</b>	South Comoé Region
<b>6.2. CONTEXT</b>	<p>Optimal waste management in urban areas remains a major concern in most of the country's major regions, particularly in the South Comoé region.</p> <p>Medical and industrial activities generate large quantities of infectious waste, often mixed with household waste and transferred to ordinary landfills. However, this waste should be disinfected before being disposed of. This situation poses a serious danger to the environment and human health.</p> <p>Faced with this situation, it seems urgent to create a unit dedicated to the treatment of medical and industrial waste. This unit would be responsible for collecting, storing and disposing of medical and industrial waste from the region and surrounding areas. Such an initiative would ensure a safer and greener management of this waste, thus protecting the environment and local populations.</p>
<b>6.3. PROBLEMS TO BE RESOLVED</b>	<ul style="list-style-type: none"> <li>- Lack of a dedicated medical and industrial waste treatment unit in the region</li> <li>- Environmental pollution</li> </ul>
<b>6.4. PROJECT OBJECTIVES</b>	<ul style="list-style-type: none"> <li>- Reducing the environmental impacts of medical and industrial waste</li> <li>- Creating jobs in the field of sustainable development</li> </ul>
<b>6.5. INSTALLED CAPACITY</b>	<ul style="list-style-type: none"> <li>- Treat 200 tons of medical and industrial waste per year</li> </ul>

<b>6.6. ECONOMIC PROFITABILITY</b>	Not estimated																
<b>7. PROJECT COMPONENTS</b>	<p>C 1: Construction of the unit (storage and processing area)</p> <p>C 2: Layout and equipment of the unit</p> <p>C 3: Operation of the unit</p>																
<b>8. INDICATIVE IMPLEMENTATION SCHEDULE BY COMPONENT</b>	<table border="1" data-bbox="378 398 979 558"> <thead> <tr> <th></th> <th>Year 1</th> <th>Year 2</th> <th>Year 3</th> </tr> </thead> <tbody> <tr> <td>c1</td> <td>X</td> <td></td> <td></td> </tr> <tr> <td>c2</td> <td>X</td> <td>X</td> <td>X</td> </tr> <tr> <td>c3</td> <td></td> <td>X</td> <td>X</td> </tr> </tbody> </table>		Year 1	Year 2	Year 3	c1	X			c2	X	X	X	c3		X	X
	Year 1	Year 2	Year 3														
c1	X																
c2	X	X	X														
c3		X	X														
<b>9. ESTIMATED BUDGET</b>	<b>2,500,000 RMB</b>																
<b>10. SUPPORT STRUCTURES</b>	<ul style="list-style-type: none"> <li>- Regional Council of South Comoé (CRSC);</li> <li>- Ministry of the Environment, Sustainable Development and Ecological Transition;</li> <li>- Center for the Promotion of Investments in Côte d'Ivoire (CEPICI);</li> <li>- National Waste Management Agency (ANAGED).</li> </ul>																
<b>11. PROJECT IMPLEMENTATION STATUS</b>	<ul style="list-style-type: none"> <li><input checked="" type="checkbox"/> Identification</li> <li><input checked="" type="checkbox"/> Preliminary assessment</li> <li><input type="checkbox"/> Detailed design</li> <li><input type="checkbox"/> Search for technical partners</li> <li><input type="checkbox"/> Mobilization funding</li> <li><input type="checkbox"/> Contracts signed</li> <li><input type="checkbox"/> Implementation</li> </ul>																
<b>12. EXPECTED METHOD OF FINANCING THE PROJECT</b>	<ul style="list-style-type: none"> <li><input checked="" type="checkbox"/> Government</li> <li><input type="checkbox"/> Private</li> <li><input type="checkbox"/> PPP</li> <li><input checked="" type="checkbox"/> Lessor</li> </ul>																

**SOLAR PANEL  
AND EQUIPMENT  
MANUFACTURING  
FACILITY (50 MW)**




**46,000,000 RMB**

<b>1. PROJECT TITLE</b>	<b>SOLAR PANEL AND EQUIPMENT MANUFACTURING FACILITY (50 MW)</b>
<b>2. TYPE</b>	Private
<b>3. SECTORS / SECTOR</b>	Livestock / Renewable Energy
<b>4. PROMOTER</b>	CEPICI
<b>5. CONTACTS</b>	+ 225 27 20 311 400 / opportunités-projets@cepici.ci
<b>6. PROJECT DESCRIPTION</b>	
<b>6.1 EXECUTION AREA</b>	KORHOGO in the north of Côte d'Ivoire
<b>6.2. CONTEXT</b>	<p>With the third largest power system in West Africa, the Ivorian government is actively engaged in positioning the country as a major power hub in the region. The government is vigorously pursuing its initiatives to expand and diversify its energy mix, in line with its ambitious target of generating 42% of its electricity from renewable sources by 2030.</p> <p>Indeed, the north of Côte d'Ivoire is the sunniest part of the country with a solar radiation of 5600 Wh/m<sup>2</sup> (Watt hours per square meter). In addition, the rise in the price of energy in the connected circuit in recent years is an opportunity to develop solar energy.</p> <p>With this in mind, the establishment of a solar panel and photovoltaic equipment manufacturing plant represents a significant investment opportunity that will contribute to the achievement of this objective.</p>
<b>6.3. PROBLEMS TO BE RESOLVED</b>	<ul style="list-style-type: none"> <li>- High use of fossil fuels</li> <li>- Rising cost of electrical energy</li> </ul>
<b>6.4. PROJECT OBJECTIVES</b>	<ul style="list-style-type: none"> <li>- Popularize solar products by making them accessible in equipment distribution networks</li> <li>- Propose turnkey mixed solar energy projects in energy-intensive areas of activity with a focus on gains and profitability for these industries</li> <li>- Comply with international standards and meet the equipment criteria required for the various calls for tenders for solar power plant projects in order to position itself as a subcontractor</li> </ul>

6.5. INSTALLED CAPACITY	50 MW per year
6.6. ECONOMIC PROFITABILITY	Between 11% and 15%
7. PROJECT COMPONENTS	See the promoter
8. INDICATIVE IMPLEMENTATION SCHEDULE BY COMPONENT	See the promoter
9. ESTIMATED BUDGET	<b>46,000,000 RMB</b>
10. SUPPORT STRUCTURES	<ul style="list-style-type: none"> <li>- Centre for the Promotion of Investments in Côte d'Ivoire (CEPICI)</li> <li>- Ministry of Mines, Petroleum and Energy</li> </ul>
11. PROJECT IMPLEMENTATION STATUS	<ul style="list-style-type: none"> <li><input checked="" type="checkbox"/> Identification</li> <li><input checked="" type="checkbox"/> Preliminary assessment</li> <li><input checked="" type="checkbox"/> Detailed design</li> <li><input checked="" type="checkbox"/> Search for technical partners</li> <li><input type="checkbox"/> Mobilization funding</li> <li><input type="checkbox"/> Contracts signed</li> <li><input type="checkbox"/> Implementation</li> </ul>
12. EXPECTED METHOD OF FINANCING THE PROJECT	<ul style="list-style-type: none"> <li><input type="checkbox"/> Government</li> <li><input checked="" type="checkbox"/> Private</li> <li><input type="checkbox"/> PPP</li> <li><input type="checkbox"/> Lessor</li> </ul>



**BIO-FUEL MANU-  
FACTURING UNIT  
BASED ON CASHEW  
SHELL (13,500 T)**




**15,000,000 RMB**

<b>1. PROJECT TITLE</b>	<b>BIO-FUEL MANUFACTURING UNIT BASED ON CASHEW SHELL (13,500 T)</b>
<b>2. TYPE</b>	Private
<b>3. SECTORS / SECTOR</b>	Livestock / Biomass
<b>4. PROMOTER</b>	CEPICI
<b>5. CONTACTS</b>	+ 225 27 20 311 400 / opportunités-projets@cepici.ci
<b>6. PROJECT DESCRIPTION</b>	
<b>6.1 EXECUTION AREA</b>	KORHOGO in the north of Côte d'Ivoire
<b>6.2. CONTEXT</b>	<p>The energy requirement in sub-Saharan Africa and particularly in Côte d'Ivoire in terms of fuels and fuels is becoming increasingly increasing with urbanization and population growth.</p> <p>Of course, the country has several distributors of fossil fuels (gas, oil, charcoal), but the massive use of these energies has harmful effects on the environment.</p> <p>Cashew nut cultivation in Côte d'Ivoire generates about 100,000 tons of cashew shells each year, which are highly polluting and non-recycled materials.</p> <p>Thus, the use of cashew shells for the manufacture of biofuel and fuel is an innovative solution and a considerable investment opportunity.</p>
<b>6.3. PROBLEMS TO BE RESOLVED</b>	<ul style="list-style-type: none"> <li>- Environmental degradation linked to the use of fossil fuels</li> <li>- Low recovery of waste from agricultural production</li> </ul>
<b>6.4. PROJECT OBJECTIVES</b>	<ul style="list-style-type: none"> <li>- Increasing the production of green energy</li> </ul>
<b>6.5. INSTALLED CAPACITY</b>	13,500 tons per year
<b>6.6. ECONOMIC PROFITABILITY</b>	See the promoter

7. PROJECT COMPONENTS	<p>C 1: Construction of buildings and factories  C 2: Purchase of materials and equipment  C 3: Operation of the production unit</p>																
8. INDICATIVE IMPLEMENTATION SCHEDULE BY COMPONENT	<table border="1"> <thead> <tr> <th></th> <th>Year 1</th> <th>Year 2</th> <th>Year 3</th> </tr> </thead> <tbody> <tr> <td>C1</td> <td>X</td> <td></td> <td></td> </tr> <tr> <td>C2</td> <td>X</td> <td>X</td> <td></td> </tr> <tr> <td>C3</td> <td></td> <td>X</td> <td>X</td> </tr> </tbody> </table>		Year 1	Year 2	Year 3	C1	X			C2	X	X		C3		X	X
	Year 1	Year 2	Year 3														
C1	X																
C2	X	X															
C3		X	X														
9. ESTIMATED BUDGET	<b>15,000,000 RMB</b>																
10. SUPPORT STRUCTURES	<ul style="list-style-type: none"> <li>- Center for the Promotion of Investments in Côte d'Ivoire (CEPIC)</li> <li>- Cashew Cotton Council (CCA)</li> <li>- Ministry of Mines, Petroleum and Energy</li> </ul>																
11. PROJECT IMPLEMENTATION STATUS	<ul style="list-style-type: none"> <li><input checked="" type="checkbox"/> Identification</li> <li><input checked="" type="checkbox"/> Preliminary assessment</li> <li><input type="checkbox"/> Detailed design</li> <li><input type="checkbox"/> Search for technical partners</li> <li><input type="checkbox"/> Mobilization funding</li> <li><input type="checkbox"/> Contracts signed</li> <li><input type="checkbox"/> Implementation</li> </ul>																
12. EXPECTED METHOD OF FINANCING THE PROJECT	<ul style="list-style-type: none"> <li><input type="checkbox"/> Government</li> <li><input checked="" type="checkbox"/> Private</li> <li><input type="checkbox"/> PPP</li> <li><input type="checkbox"/> Lessor</li> </ul>																

**PRODUCTION OF  
ORGANIC FERTI-  
LIZERS FROM  
COCOA RESIDUES  
WITH A CAPACITY  
OF 1,500 TONS  
PER YEAR**




**1,130,000 RMB**

<b>1. PROJECT TITLE</b>	<b>PRODUCTION OF ORGANIC FERTILIZERS FROM COCOA RESIDUES WITH A CAPACITY OF 1,500 TONS PER YEAR</b>
<b>2. TYPE</b>	Private
<b>3. SECTORS / SECTOR</b>	Agro-Industry / Organic Fertilizers
<b>4. PROMOTER</b>	CABINET HP CENTER
<b>5. CONTACTS</b>	+225 01 01 177 002 / conseilregionalsudcomoe@gmail.com +225 27 20 311 400 / opportunités-projets@cepici.ci
<b>6. PROJECT DESCRIPTION</b>	
<b>6.1 EXECUTION AREA</b>	Aboisso, South Comoé Region
<b>6.2. CONTEXT</b>	<p>The degradation of natural resources is a crucial challenge for the agro-sylvo-pastoral development of West Africa, particularly in Côte d'Ivoire, where the land has been exploited for agricultural purposes for more than 50 years.</p> <p>Because of the crucial importance of agriculture in the Ivorian economy, farmers are forced to practice intensive agriculture. This increased pressure on land stems from both the growing needs caused by the galloping population and the scarcity of available arable land.</p> <p>However, this agricultural practice has harmful repercussions on the environment and public health. It is therefore imperative to explore innovative solutions to mitigate these harmful impacts. With this in mind, the use of cocoa residues from production as a raw material for the manufacture of organic fertilisers represents both an investment opportunity and a promising solution.</p> <p>Indeed, transforming these residues into organic fertilizer not only offers an ecological alternative to chemical fertilizers, but also contributes to the sustainability of agricultural practices. This approach would revitalize depleted soils while reducing dependence on synthetic inputs, thus promoting increased yields of agricultural production, the preservation of local ecosystems and the health of populations.</p>
<b>6.3. PROBLEMS TO BE RESOLVED</b>	<ul style="list-style-type: none"> <li>- Decline in agricultural production yields</li> <li>- Soil depletion</li> <li>- Environmental and public health degradation</li> </ul>
<b>6.4. PROJECT OBJECTIVES</b>	<ul style="list-style-type: none"> <li>- Increasing agricultural production yields</li> <li>- Providing quality and environmentally friendly fertilizers</li> <li>- Preserving the environment</li> <li>- Improving producers' incomes</li> </ul>

6.5. INSTALLED CAPACITY	1,500 tons																
6.6. ECONOMIC PROFITABILITY	Not estimated																
7. PROJECT COMPONENTS	<p>C 1: Construction of the plant  C 2: Purchase of materials and equipment  C 3: Operation of the unit</p>																
8. INDICATIVE IMPLEMENTATION SCHEDULE BY COMPONENT	<table border="1"> <thead> <tr> <th></th> <th>Year 1</th> <th>Year 2</th> <th>Year 3</th> </tr> </thead> <tbody> <tr> <td>c1</td> <td>X</td> <td></td> <td></td> </tr> <tr> <td>c2</td> <td>X</td> <td>X</td> <td></td> </tr> <tr> <td>c3</td> <td></td> <td>X</td> <td>X</td> </tr> </tbody> </table>		Year 1	Year 2	Year 3	c1	X			c2	X	X		c3		X	X
	Year 1	Year 2	Year 3														
c1	X																
c2	X	X															
c3		X	X														
9. ESTIMATED BUDGET	<b>1,130,000 RMB</b>																
10. SUPPORT STRUCTURES	<ul style="list-style-type: none"> <li>- Regional Council of South Comoé (CRSC);</li> <li>- Ministry of State, Ministry of Agriculture, Rural Development and Food Production (MEMINADERPV)</li> <li>- Ministry of Trade and Industry (MCI);</li> <li>- Center for the Promotion of Investments in Côte d'Ivoire (CEPICI);</li> <li>- National Agency for Rural Development Support (ANADER);</li> <li>- National Center for Agronomic Research (CNRA);</li> <li>- Interprofessional Fund for Agricultural Research and Advisory (FIRCA)</li> <li>- Coffee Cocoa Council (CCC).</li> </ul>																
11. PROJECT IMPLEMENTATION STATUS	<ul style="list-style-type: none"> <li><input checked="" type="checkbox"/> Identification</li> <li><input checked="" type="checkbox"/> Preliminary assessment</li> <li><input checked="" type="checkbox"/> Detailed design</li> <li><input checked="" type="checkbox"/> Search for technical partners</li> <li><input checked="" type="checkbox"/> Mobilization funding</li> <li><input type="checkbox"/> Contracts signed</li> <li><input type="checkbox"/> Implementation</li> </ul>																
12. EXPECTED METHOD OF FINANCING THE PROJECT	<ul style="list-style-type: none"> <li><input type="checkbox"/> Government</li> <li><input checked="" type="checkbox"/> Private</li> <li><input type="checkbox"/> PPP</li> <li><input checked="" type="checkbox"/> Lessor</li> </ul>																

**ENVIRONMENT, RENEWABLE ENERGY AND CHEMISTRY**

**PRODUCTION OF  
CHARCOAL AND  
DERIVED PRODUCTS  
(BASED ON EMPTY  
BUNCHES OF PALM  
KERNEL SEEDS AND  
OIL PALM TRUNKS)**



**21,200,000 RMB**

<b>1. PROJECT TITLE</b>	<b>PRODUCTION OF CHARCOAL AND DERIVED PRODUCTS (BASED ON EMPTY BUNCHES OF PALM KERNEL SEEDS AND OIL PALM TRUNKS)</b>
<b>2. TYPE</b>	Private
<b>3. SECTORS / SECTOR</b>	Energy / Renewable Energy
<b>4. PROMOTER</b>	Regional Council
<b>5. CONTACTS</b>	+225 01 01 177 002 / conseilregionalsudcomoe@gmail.com +225 27 20 311 400 / opportunités-projets@cepici.ci
<b>6. PROJECT DESCRIPTION</b>	
<b>6.1 EXECUTION AREA</b>	Aboisso, South Comoé Region
<b>6.2. CONTEXT</b>	<p>The South Comoé Region is one of the main oil palm production areas in Côte d'Ivoire. According to the Ministry of Agriculture, in 2022, production in the region was estimated at 124,767 tons. However, oil palm cultivation generates significant amounts of waste, including empty bunches of palm kernel seeds and oil palm trunks, which, if not treated or revalued, could have serious environmental consequences.</p> <p>Thus, the project aims to create a plant for the production of charcoal and other by-products from the waste of oil palm cultivation.</p> <p>The factory will contribute to the fight against the pollution of our environment due to the various activities, both industrial, artisanal and domestic.</p>
<b>6.3. PROBLEMS TO BE RESOLVED</b>	<ul style="list-style-type: none"> <li>- Environmental pollution</li> <li>- Insufficient agricultural waste treatment units</li> </ul>
<b>6.4. PROJECT OBJECTIVES</b>	<ul style="list-style-type: none"> <li>- Protecting the environment</li> <li>- Improvement of the living environment of the population</li> <li>- Creating jobs in the field of sustainable development</li> </ul>
<b>6.5. INSTALLED CAPACITY</b>	1,000 tons of products per year
<b>6.6. ECONOMIC PROFITABILITY</b>	24%



7. PROJECT COMPONENTS	<p>C 1: Construction of the plant  C 1: Layout and equipment of the plant  C 3: Plant Operations</p>																
8. INDICATIVE IMPLEMENTATION SCHEDULE BY COMPONENT	<table border="1"> <thead> <tr> <th></th> <th>Year 1</th> <th>Year 2</th> <th>Year 3</th> </tr> </thead> <tbody> <tr> <td>c1</td> <td>X</td> <td>X</td> <td></td> </tr> <tr> <td>c2</td> <td></td> <td>X</td> <td>X</td> </tr> <tr> <td>c3</td> <td></td> <td></td> <td>X</td> </tr> </tbody> </table>		Year 1	Year 2	Year 3	c1	X	X		c2		X	X	c3			X
	Year 1	Year 2	Year 3														
c1	X	X															
c2		X	X														
c3			X														
9. ESTIMATED BUDGET	<p><b>21,200,000 RMB</b></p>																
10. SUPPORT STRUCTURES	<ul style="list-style-type: none"> <li>- Regional Council of South Comoé (CRSC);</li> <li>- Ministry of the Environment, Sustainable Development and Ecological Transition;</li> <li>- Center for the Promotion of Investments in Côte d'Ivoire (CEPICI);</li> <li>- Rubber Oil Palm Council (CHPH).</li> </ul>																
11. PROJECT IMPLEMENTATION STATUS	<ul style="list-style-type: none"> <li><input checked="" type="checkbox"/> Identification</li> <li><input checked="" type="checkbox"/> Preliminary assessment</li> <li><input checked="" type="checkbox"/> Detailed design</li> <li><input type="checkbox"/> Search for technical partners</li> <li><input type="checkbox"/> Mobilization funding</li> <li><input type="checkbox"/> Contracts signed</li> <li><input type="checkbox"/> Implementation</li> </ul>																
12. EXPECTED METHOD OF FINANCING THE PROJECT	<ul style="list-style-type: none"> <li><input type="checkbox"/> Government</li> <li><input checked="" type="checkbox"/> Private</li> <li><input type="checkbox"/> PPP</li> <li><input type="checkbox"/> Lessor</li> </ul>																

**BIOCHAR FACTORY  
BASED ON COCO-  
NUT WASTE  
(1,440 TONS)**



**1,850,000 RMB**

<b>1. PROJECT TITLE</b>	<b>BIOCHAR FACTORY BASED ON COCONUT WASTE (1,440 TONS)</b>
<b>2. TYPE</b>	Private
<b>3. SECTORS / SECTOR</b>	Energy / Renewable energies
<b>4. PROMOTER</b>	Central Technology Company (E.T.C)
<b>5. CONTACTS</b>	+225 01 01 177 002 / conseilregionalsudcomoe@gmail.com +225 27 20 311 400 / opportunités-projets@cepici.ci
<b>6. PROJECT DESCRIPTION</b>	
<b>6.1 EXECUTION AREA</b>	Grand-Bassam (Mondoukou National), South Comoé Region
<b>6.2. CONTEXT</b>	<p>From 1990 to 2020, Ivorian forest cover has declined by more than 63% in 30 years. At least 1,000 km<sup>2</sup>, or 100,000 hectares of forest area, are lost each year. This represents a huge loss for an agricultural country like Côte d'Ivoire, which is increasingly experiencing a decrease in rainfall.</p> <p>In view of this situation, the company E.T.C. has decided to invest in the fight against this scourge by dedicating itself to the transformation of coconut, cocoa and other waste into ecological biocharcoal, which does not smoke, does not give off an odor and lasts a long time during cooking, which is very beneficial for households, restaurants and other structures.</p>
<b>6.3. PROBLEMS TO BE RESOLVED</b>	<ul style="list-style-type: none"> <li>- Insufficient treatment and recovery units for waste from agricultural crops (coconut, etc.)</li> <li>- Environmental pollution</li> </ul>
<b>6.4. PROJECT OBJECTIVES</b>	<ul style="list-style-type: none"> <li>- Reusing agricultural waste</li> <li>- Reducing the impacts of agricultural waste on the environment</li> <li>- Creating jobs in the field of sustainable development</li> </ul>
<b>6.5. INSTALLED CAPACITY</b>	<ul style="list-style-type: none"> <li>- Treating 1,440 tons of coconut waste per year</li> <li>- Producing 36,000 bags of organic charcoal per year</li> </ul>
<b>6.6. ECONOMIC PROFITABILITY</b>	See the promoter

7. PROJECT COMPONENTS	<p>C 1: Acquisition of real estate infrastructure, production equipment and rolling stock  C 2: Raw material supply (coconut waste), carbonization and powder grinding  C 3: Transformation into a biocarbon ball</p>																				
8. INDICATIVE IMPLEMENTATION SCHEDULE BY COMPONENT	<table border="1"> <thead> <tr> <th></th> <th>Year 1</th> <th>Year 2</th> <th>Year 3</th> </tr> </thead> <tbody> <tr> <td>C1</td> <td>X</td> <td></td> <td></td> </tr> <tr> <td>C2</td> <td>X</td> <td>X</td> <td>X</td> </tr> <tr> <td>C3</td> <td></td> <td>X</td> <td>X</td> </tr> <tr> <td>C4</td> <td></td> <td>X</td> <td>X</td> </tr> </tbody> </table>		Year 1	Year 2	Year 3	C1	X			C2	X	X	X	C3		X	X	C4		X	X
	Year 1	Year 2	Year 3																		
C1	X																				
C2	X	X	X																		
C3		X	X																		
C4		X	X																		
9. ESTIMATED BUDGET	1,850,000 RMB																				
10. SUPPORT STRUCTURES	<ul style="list-style-type: none"> <li>- Regional Council of South Comoé (CRSC);</li> <li>- Ministry of the Environment, Sustainable Development and Ecological Transition;</li> <li>- Center for the Promotion of Investments in Côte d'Ivoire (CEPICI);</li> <li>- National Waste Management Agency (ANAGED).</li> </ul>																				
11. PROJECT IMPLEMENTATION STATUS	<ul style="list-style-type: none"> <li><input checked="" type="checkbox"/> Identification</li> <li><input checked="" type="checkbox"/> Preliminary assessment</li> <li><input checked="" type="checkbox"/> Detailed design</li> <li><input type="checkbox"/> Search for technical partners</li> <li><input type="checkbox"/> Mobilization funding</li> <li><input type="checkbox"/> Contracts signed</li> <li><input type="checkbox"/> Implementation</li> </ul>																				
12. EXPECTED METHOD OF FINANCING THE PROJECT	<ul style="list-style-type: none"> <li><input type="checkbox"/> Government</li> <li><input checked="" type="checkbox"/> Private</li> <li><input type="checkbox"/> PPP</li> <li><input checked="" type="checkbox"/> Lessor</li> </ul>																				

## INDUSTRIAL AND TECHNOLOGICAL ZONE

# DEVELOPMENT OF THE TECHNOLOGICAL AND BIOTECHNOLOGICAL FREE ZONE (VITIB)



**713,000,000 RMB**

<b>1. PROJECT TITLE</b>	<b>DEVELOPMENT OF THE TECHNOLOGICAL AND BIOTECHNOLOGICAL FREE ZONE (VITIB)</b>
<b>2. TYPE</b>	Private
<b>3. SECTORS / SECTOR</b>	ICT / Logistics; ICT; Real Estate; Energy; Healthcare; Electronics
<b>4. PROMOTER</b>	CEPICI
<b>5. CONTACTS</b>	+ 225 27 20 311 400 / opportunités-projets@cepici.ci
<b>6. PROJECT DESCRIPTION</b>	
<b>6.1 EXECUTION AREA</b>	South-east of Côte d'Ivoire
<b>6.2. CONTEXT</b>	<p>The VITIB (Information Technology and Biotechnology Village) project in Côte d'Ivoire is located in the heart of a rapidly expanding environment in the field of new technologies. With the growing demand for electronic products such as phones and computers, as well as the widespread adoption of the internet and digital solutions across all industries, the VITIB presents itself as a strategic opportunity for businesses. The village offers a specially designed setting for business development, including offices dedicated to information and communication technologies (ICT-Software), high-quality buildings and high-end housing, all integrated with a high-speed internet infrastructure. The area of the VITIB covers 242 hectare, divided into three distinct areas: production, administration and residential. A key aspect of the VITB is its status as a free zone, offering a wide range of ...</p>
<b>6.3. PROBLEMS TO BE RESOLVED</b>	- No technology hub
<b>6.4. PROJECT OBJECTIVES</b>	<ul style="list-style-type: none"> <li>- Improve business performance</li> <li>- popularize the use of high technologies</li> </ul>
<b>6.5. INSTALLED CAPACITY</b>	242 hectares
<b>6.6. ECONOMIC PROFITABILITY</b>	No estimated

<p><b>7. PROJECT COMPONENTS</b></p>	<p>C 1: Production area</p> <ol style="list-style-type: none"> <li>1. Construction and installation of warehouses (Logistics infrastructure)</li> <li>2. Construction of an electronics assembly unit (telephones, computers, etc.)</li> <li>3. Construction of a training center_ VITIB DIGITAL ACADEMY</li> <li>4. Construction of a Technological Research Center</li> </ol> <p>C2: Administrative Area</p> <ol style="list-style-type: none"> <li>1. Construction of office buildings (TIC-Software)</li> <li>2. Construction of an International Medical Clinic</li> <li>3. Construction of a renewable energy production unit</li> <li>4. Establishment of a tele-house - Sub-regional hub for data management and connectivity</li> </ol> <p>C 3: Residential and Commercial</p> <ol style="list-style-type: none"> <li>1. Construction of housing (Real Estate Development Block A)</li> <li>2. Construction of a shopping center (with duty-free stores)</li> <li>3. Construction of a casino</li> <li>4. Construction of a Convention Center</li> </ol>
<p><b>8. INDICATIVE IMPLEMENTATION SCHEDULE BY COMPONENT</b></p>	<p><b>Undefined</b></p>
<p><b>9. ESTIMATED BUDGET</b></p>	<p><b>713,000,000 RMB</b></p>
<p><b>10. SUPPORT STRUCTURES</b></p>	<p>- Center for the Promotion of Investments in Côte d'Ivoire (CEPICI);</p>
<p><b>11. PROJECT IMPLEMENTATION STATUS</b></p>	<ul style="list-style-type: none"> <li><input checked="" type="checkbox"/> Identification</li> <li><input checked="" type="checkbox"/> Preliminary assessment</li> <li><input type="checkbox"/> Detailed design</li> <li><input type="checkbox"/> Search for technical partners</li> <li><input type="checkbox"/> Mobilization funding</li> <li><input type="checkbox"/> Contracts signed</li> <li><input type="checkbox"/> Implementation</li> </ul>
<p><b>12. EXPECTED METHOD OF FINANCING THE PROJECT</b></p>	<ul style="list-style-type: none"> <li><input type="checkbox"/> Government</li> <li><input checked="" type="checkbox"/> Private</li> <li><input type="checkbox"/> PPP</li> <li><input type="checkbox"/> Lessor</li> </ul>

## INDUSTRIAL AND TECHNOLOGICAL ZONE

# OTHER INVESTMENT OPPORTUNITIES IN THE SECTOR TO SEIZE AND EXPLORE WITH THE STAKEHOLDERS.




- Office buildings for ICT companies on a 27-hectare site
- Residential houses on 20 ha
- Warehouses on 3 ha
- Shopping center on 2.61 ha
- International training and incubation center on 1.37 ha



## TEXTILE-CLOTHING

# INTEGRATED KNITTED FACTORY



970,000,000 RMB

<b>1. PROJECT TITLE</b>	<b>INTEGRATED KNITTED FACTORY</b>
<b>2. TYPE</b>	Private
<b>3. SECTORS / SECTOR</b>	Energy / Renewable Energy
<b>4. PROMOTER</b>	Industry / Textile-Clothing
<b>5. CONTACTS</b>	+ 225 27 20 311 400 / opportunités-projets@cepici.ci
<b>6. PROJECT DESCRIPTION</b>	
<b>6.1 EXECUTION AREA</b>	KORHOGO, Northern IVORY COAST
<b>6.2. CONTEXT</b>	<p>The global textile and apparel market is a colossal economic sector, with an estimated value of US\$807 billion in 2019. This sector is constantly growing, and the textile industry plays a crucial role in the global economy. Côte d'Ivoire has seen significant growth in cotton production, from 387,000 tons in 2018 to 559,500 tons in 2022, an increase of 44.5%. However, despite this growth in cotton production, the rate of processing of cotton into finished products remains relatively low in Côte d'Ivoire. The country finds itself importing an imported quantity of fabrics, fabrics, clothing and accessories each year (2020: 19 billion FCFA; 2021: 21.9 billion FCFA; 2022: 26.24 FCFA billion, Customs Statistics) despite the availability of raw materials locally. Aware of the importance of the textile and garment sector for the country's industrialization, the Ivorian government has identified this sector as one of the seven main clusters that can boost the nation's economic and industrial development. In this context, the establishment of an integrated factory for the manufacture of knitwear, t-shirts, polo shirts, sleepwear and others presents itself as a major investment opportunity.</p>
<b>6.3. PROBLEMS TO BE RESOLVED</b>	<ul style="list-style-type: none"> <li>- Low processing rate in the cotton sector;</li> <li>- Heavy dependence on imports of fabrics, clothing and accessories.</li> </ul>
<b>6.4. PROJECT OBJECTIVES</b>	<ul style="list-style-type: none"> <li>- Strengthen the textile value chain in Côte d'Ivoire;</li> <li>- Reduce foreign exchange outflows related to imports of fabrics, clothing and accessories;</li> <li>- Increase domestic production of garments, fabrics and accessories.</li> </ul>

6.5. INSTALLED CAPACITY	20 tons per day																
6.6. ECONOMIC PROFITABILITY	Between 27% and 30%																
7. PROJECT COMPONENTS	<p>C 1: Building Construction  C 2: Acquisition of Materials and Equipment  C 3: Plant Operations</p>																
8. INDICATIVE IMPLEMENTATION SCHEDULE BY COMPONENT	<table border="1"> <thead> <tr> <th></th> <th>Year 1</th> <th>Year 2</th> <th>Year 3</th> </tr> </thead> <tbody> <tr> <td>c1</td> <td>X</td> <td></td> <td></td> </tr> <tr> <td>c2</td> <td></td> <td>X</td> <td></td> </tr> <tr> <td>c3</td> <td></td> <td>X</td> <td>X</td> </tr> </tbody> </table>		Year 1	Year 2	Year 3	c1	X			c2		X		c3		X	X
	Year 1	Year 2	Year 3														
c1	X																
c2		X															
c3		X	X														
9. ESTIMATED BUDGET	<b>970,000,000 RMB</b>																
10. SUPPORT STRUCTURES	<ul style="list-style-type: none"> <li>- Center for the Promotion of Investments in Côte d'Ivoire (CEPICI);</li> <li>- Cashew Cotton Council (CCA)</li> <li>- Professional Association of Cotton Companies of Côte d'Ivoire (APROCOT-CI)</li> <li>- Professional Textile Association (APROTEXTILE)</li> <li>- Association of Young African Creators (AJCA)</li> <li>- Cotton Interbranch (INTERCOTON)</li> </ul>																
11. PROJECT IMPLEMENTATION STATUS	<ul style="list-style-type: none"> <li><input checked="" type="checkbox"/> Identification</li> <li><input checked="" type="checkbox"/> Preliminary assessment</li> <li><input type="checkbox"/> Detailed design</li> <li><input type="checkbox"/> Search for technical partners</li> <li><input type="checkbox"/> Mobilization funding</li> <li><input type="checkbox"/> Contracts signed</li> <li><input type="checkbox"/> Implementation</li> </ul>																
12. EXPECTED METHOD OF FINANCING THE PROJECT	<ul style="list-style-type: none"> <li><input type="checkbox"/> Government</li> <li><input checked="" type="checkbox"/> Private</li> <li><input type="checkbox"/> PPP</li> <li><input type="checkbox"/> Lessor</li> </ul>																

## TEXTILE-CLOTHING

# HOME TEXTILE FACTORY



1,800,000,000 RMB

<b>1. PROJECT TITLE</b>	<b>HOME TEXTILE FACTORY</b>
<b>2. TYPE</b>	Private
<b>3. SECTORS / SECTOR</b>	Industry / Textile-Clothing
<b>4. PROMOTER</b>	Private partner via CEPICI
<b>5. CONTACTS</b>	+ 225 27 20 311 400 / opportunités-projets@cepici.ci
<b>6. PROJECT DESCRIPTION</b>	
<b>6.1 EXECUTION AREA</b>	KORHOGO, Northern IVORY COAST
<b>6.2. CONTEXT</b>	<p>The global textile and apparel market is a colossal economic sector, with an estimated value of US\$807 billion in 2019.</p> <p>This sector is constantly growing, and the textile industry plays a crucial role in the global economy. Côte d'Ivoire has seen significant growth in cotton production, from 387,000 tons in 2018 to 559,500 tons in 2022, an increase of 44.5%.</p> <p>However, despite this growth in cotton production, the rate of processing of cotton into finished products remains relatively low in Côte d'Ivoire. The country finds itself importing an imported quantity of fabrics, fabrics, clothing and accessories each year (2020: 19 billion FCFA; 2021: 21.9 billion FCFA; 2022: 26.24 FCFA billion, Customs Statistics) despite the availability of raw materials locally.</p> <p>Aware of the importance of the textile and garment sector for the country's industrialization, the Ivorian government has identified this sector as one of the seven main clusters that can boost the nation's economic and industrial development. In this context, the establishment of an integrated factory for the manufacture of knitwear, t-shirts, polo shirts, sleepwear and others presents itself as a major investment opportunity.</p>
<b>6.3. PROBLEMS TO BE RESOLVED</b>	<ul style="list-style-type: none"> <li>- Low processing rate in the cotton sector;</li> <li>- Heavy dependence on imports of fabrics, clothing and accessories.</li> </ul>
<b>6.4. PROJECT OBJECTIVES</b>	<ul style="list-style-type: none"> <li>- Strengthen the textile value chain in Côte d'Ivoire;</li> <li>- Reduce foreign exchange outflows related to imports of fabrics, clothing and accessories;</li> <li>- Increase domestic production of garments, fabrics and accessories.</li> </ul>

6.5. INSTALLED CAPACITY	20 tons per day																
6.6. ECONOMIC PROFITABILITY	Between 27% and 30%																
7. PROJECT COMPONENTS	<p>C 1: Building Construction  C 2: Acquisition of Materials and Equipment  C 3: Plant Operations</p>																
8. INDICATIVE IMPLEMENTATION SCHEDULE BY COMPONENT	<table border="1"> <thead> <tr> <th></th> <th>Year 1</th> <th>Year 2</th> <th>Year 3</th> </tr> </thead> <tbody> <tr> <td>C1</td> <td>X</td> <td></td> <td></td> </tr> <tr> <td>C2</td> <td></td> <td>X</td> <td></td> </tr> <tr> <td>C3</td> <td></td> <td>X</td> <td>X</td> </tr> </tbody> </table>		Year 1	Year 2	Year 3	C1	X			C2		X		C3		X	X
	Year 1	Year 2	Year 3														
C1	X																
C2		X															
C3		X	X														
9. ESTIMATED BUDGET	<b>1,800,000,000 RMB</b>																
10. SUPPORT STRUCTURES	<ul style="list-style-type: none"> <li>- Center for the Promotion of Investments in Côte d'Ivoire (CEPIC);</li> <li>- Cashew Cotton Council (CCA)</li> <li>- Professional Association of Cotton Companies of Côte d'Ivoire (APROCOT-CI)</li> <li>- Professional Textile Association (APROTEXTILE)</li> <li>- Association of Young African Creators (AJCA)</li> <li>- Cotton Interbranch (INTERCOTON)</li> </ul>																
11. PROJECT IMPLEMENTATION STATUS	<ul style="list-style-type: none"> <li><input checked="" type="checkbox"/> Identification</li> <li><input checked="" type="checkbox"/> Preliminary assessment</li> <li><input type="checkbox"/> Detailed design</li> <li><input type="checkbox"/> Search for technical partners</li> <li><input type="checkbox"/> Mobilization funding</li> <li><input type="checkbox"/> Contracts signed</li> <li><input type="checkbox"/> Implementation</li> </ul>																
12. EXPECTED METHOD OF FINANCING THE PROJECT	<ul style="list-style-type: none"> <li><input type="checkbox"/> Government</li> <li><input checked="" type="checkbox"/> Private</li> <li><input type="checkbox"/> PPP</li> <li><input type="checkbox"/> Lessor</li> </ul>																

## TEXTILE-CLOTHING

# WOVEN GREIGE CLOTH FOR AFRICAN PRINT FABRIC



230,000,000 RMB

<b>1. PROJECT TITLE</b>	<b>WOVEN GREIGE CLOTH FOR AFRICAN PRINT FABRIC</b>
<b>2. TYPE</b>	Private
<b>3. SECTORS / SECTOR</b>	Industry / Textile-Clothing
<b>4. PROMOTER</b>	CEPICI
<b>5. CONTACTS</b>	+ 225 27 20 311 400 / opportunités-projets@cepici.ci
<b>6. PROJECT DESCRIPTION</b>	
<b>6.1 EXECUTION AREA</b>	KORHOGO, Northern IVORY COAST
<b>6.2. CONTEXT</b>	<p>The global textile and apparel market is a colossal economic sector, with an estimated value of US\$807 billion in 2019. This sector is constantly growing, and the textile industry plays a crucial role in the global economy. Côte d'Ivoire has seen significant growth in cotton production, from 387,000 tons in 2018 to 559,500 tons in 2022, an increase of 44.5%. However, despite this growth in cotton production, the rate of processing of cotton into finished products remains relatively low in Côte d'Ivoire. The country finds itself importing an imported quantity of fabrics, clothing and accessories each year (2020: 19 billion FCFA; 2021: 21.9 billion FCFA; 2022: 26.24 FCFA billion, Customs statistics) despite the availability of raw materials locally. Aware of the importance of the textile and garment sector for the country's industrialization, the Ivorian government has identified this sector as one of the seven main clusters that can boost the nation's economic and industrial development. In this context, the establishment of a greige fabric factory to print African is a major investment opportunity.</p>
<b>6.3. PROBLEMS TO BE RESOLVED</b>	<ul style="list-style-type: none"> <li>- Low processing rate in the cotton sector</li> <li>- High dependence on imports of clothing and accessories</li> </ul>
<b>6.4. PROJECT OBJECTIVES</b>	<ul style="list-style-type: none"> <li>- Strengthening the textile value chain in Côte d'Ivoire</li> <li>- Reducing foreign exchange outflows from apparel imports</li> <li>- Increasing domestic garment production</li> </ul>



6.5. INSTALLED CAPACITY	8.30 tons per day																
6.6. ECONOMIC PROFITABILITY	Between 24% and 30%																
7. PROJECT COMPONENTS	<p>C 1: Building Construction  C 2: Acquisition of Materials and Equipment  C 3: Plant Operations</p>																
8. INDICATIVE IMPLEMENTATION SCHEDULE BY COMPONENT	<table border="1"> <thead> <tr> <th></th> <th>Year 1</th> <th>Year 2</th> <th>Year 3</th> </tr> </thead> <tbody> <tr> <td>c1</td> <td>X</td> <td></td> <td></td> </tr> <tr> <td>c2</td> <td></td> <td>X</td> <td></td> </tr> <tr> <td>c3</td> <td></td> <td>X</td> <td>X</td> </tr> </tbody> </table>		Year 1	Year 2	Year 3	c1	X			c2		X		c3		X	X
	Year 1	Year 2	Year 3														
c1	X																
c2		X															
c3		X	X														
9. ESTIMATED BUDGET	<b>230,000,000 RMB</b>																
10. SUPPORT STRUCTURES	<ul style="list-style-type: none"> <li>- Center for the Promotion of Investments in Côte d'Ivoire (CEPIC);</li> <li>- Cashew Cotton Council (CCA)</li> <li>- Professional Association of Cotton Companies of Côte d'Ivoire (APROCOT-CI)</li> <li>- Professional Textile Association (APROTEXTILE)</li> <li>- Association of Young African Creators (AJCA)</li> <li>- Cotton Interbranch (INTERCOTON)</li> </ul>																
11. PROJECT IMPLEMENTATION STATUS	<ul style="list-style-type: none"> <li><input checked="" type="checkbox"/> Identification</li> <li><input checked="" type="checkbox"/> Preliminary assessment</li> <li><input type="checkbox"/> Detailed design</li> <li><input type="checkbox"/> Search for technical partners</li> <li><input type="checkbox"/> Mobilization funding</li> <li><input type="checkbox"/> Contracts signed</li> <li><input type="checkbox"/> Implementation</li> </ul>																
12. EXPECTED METHOD OF FINANCING THE PROJECT	<ul style="list-style-type: none"> <li><input type="checkbox"/> Government</li> <li><input checked="" type="checkbox"/> Private</li> <li><input type="checkbox"/> PPP</li> <li><input type="checkbox"/> Lessor</li> </ul>																

## TEXTILE-CLOTHING

# DENIM FABRIC FACTORY



1,800,000,000 RMB

<b>1. PROJECT TITLE</b>	<b>DENIM FABRIC FACTORY</b>
<b>2. TYPE</b>	Private
<b>3. SECTORS / SECTOR</b>	Industry / Textile-Clothing
<b>4. PROMOTER</b>	CEPICI
<b>5. CONTACTS</b>	+ 225 27 20 311 400 / opportunités-projets@cepici.ci
<b>6. PROJECT DESCRIPTION</b>	
<b>6.1 EXECUTION AREA</b>	KORHOGO, Northern IVORY COAST
<b>6.2. CONTEXT</b>	<p>The global textile and apparel market is a colossal economic sector, with an estimated value of US\$807 billion in 2019. This sector is constantly growing, and the textile industry plays a crucial role in the global economy. Côte d'Ivoire has seen significant growth in cotton production, from 387,000 tons in 2018 to 559,500 tons in 2022, an increase of 44.5%. However, despite this growth in cotton production, the rate of processing of cotton into finished products remains relatively low in Côte d'Ivoire. The country finds itself importing an imported quantity of fabrics, clothing and accessories each year (2020: 19 billion FCFA; 2021: 21.9 billion FCFA; 2022: 26.24 FCFA billion, Customs statistics) despite the availability of raw materials locally. Aware of the importance of the textile and garment sector for the country's industrialization, the Ivorian government has identified this sector as one of the seven main clusters that can boost the nation's economic and industrial development. In this context, the establishment of a denim fabric manufacturing plant presents itself as a major investment opportunity.</p>
<b>6.3. PROBLEMS TO BE RESOLVED</b>	<ul style="list-style-type: none"> <li>- Low processing rate in the cotton sector</li> <li>- High dependence on imports of clothing and accessories</li> </ul>
<b>6.4. PROJECT OBJECTIVES</b>	<ul style="list-style-type: none"> <li>- Strengthening the textile value chain in Côte d'Ivoire</li> <li>- Reducing foreign exchange outflows from apparel imports</li> <li>- Increasing domestic garment production</li> </ul>

6.5. INSTALLED CAPACITY	19 tons per day																
6.6. ECONOMIC PROFITABILITY	Between 22% and 30%																
7. PROJECT COMPONENTS	<p>C 1: Building Construction  C 2: Acquisition of Materials and Equipment  C 3: Plant Operations</p>																
8. INDICATIVE IMPLEMENTATION SCHEDULE BY COMPONENT	<table border="1"> <thead> <tr> <th></th> <th>Year 1</th> <th>Year 2</th> <th>Year 3</th> </tr> </thead> <tbody> <tr> <td>c1</td> <td>X</td> <td></td> <td></td> </tr> <tr> <td>c2</td> <td></td> <td>X</td> <td></td> </tr> <tr> <td>c3</td> <td></td> <td>X</td> <td>X</td> </tr> </tbody> </table>		Year 1	Year 2	Year 3	c1	X			c2		X		c3		X	X
	Year 1	Year 2	Year 3														
c1	X																
c2		X															
c3		X	X														
9. ESTIMATED BUDGET	<b>1,800,000,000 RMB</b>																
10. SUPPORT STRUCTURES	<ul style="list-style-type: none"> <li>- Center for the Promotion of Investments in Côte d'Ivoire (CEPICI);</li> <li>- Cashew Cotton Council (CCA)</li> <li>- Professional Association of Cotton Companies of Côte d'Ivoire (APROCOT-CI)</li> <li>- Professional Textile Association (APROTEXTILE)</li> <li>- Association of Young African Creators (AJCA)</li> <li>- Cotton Interbranch (INTERCOTON)</li> </ul>																
11. PROJECT IMPLEMENTATION STATUS	<ul style="list-style-type: none"> <li><input checked="" type="checkbox"/> Identification</li> <li><input checked="" type="checkbox"/> Preliminary assessment</li> <li><input type="checkbox"/> Detailed design</li> <li><input type="checkbox"/> Search for technical partners</li> <li><input type="checkbox"/> Mobilization funding</li> <li><input type="checkbox"/> Contracts signed</li> <li><input type="checkbox"/> Implementation</li> </ul>																
12. EXPECTED METHOD OF FINANCING THE PROJECT	<ul style="list-style-type: none"> <li><input type="checkbox"/> Government</li> <li><input checked="" type="checkbox"/> Private</li> <li><input type="checkbox"/> PPP</li> <li><input type="checkbox"/> Lessor</li> </ul>																

## TEXTILE-CLOTHING

# READY-MADE GARMENTS (RMG) FACTORY



153,000,000 RMB

<b>1. PROJECT TITLE</b>	<b>READY-MADE GARMENTS (RMG) FACTORY</b>
<b>2. TYPE</b>	Private
<b>3. SECTORS / SECTOR</b>	Industry / Textile-Clothing
<b>4. PROMOTER</b>	CEPICI
<b>5. CONTACTS</b>	+ 225 27 20 311 400 / opportunités-projets@cepici.ci
<b>6. PROJECT DESCRIPTION</b>	
<b>6.1 EXECUTION AREA</b>	KORHOGO, Northern IVORY COAST
<b>6.2. CONTEXT</b>	<p>The global textile and apparel market is a colossal economic sector, with an estimated value of US\$807 billion in 2019. This sector is constantly growing, and the textile industry plays a crucial role in the global economy. Côte d'Ivoire has seen significant growth in cotton production, from 387,000 tons in 2018 to 559,500 tons in 2022, an increase of 44.5%. However, despite this growth in cotton production, the rate of processing of cotton into finished products remains relatively low in Côte d'Ivoire.</p> <p>The country finds itself importing an imported quantity of fabrics, clothing and accessories each year (2020: 19 billion FCFA; 2021: 21.9 billion FCFA; 2022: 26.24 FCFA billion, Customs statistics) despite the availability of raw materials locally. Aware of the importance of the textile and garment sector for the country's industrialization, the Ivorian government has identified this sector as one of the seven main clusters that can boost the nation's economic and industrial development. In this context, the establishment of a ready-to-wear clothing factory presents itself as a major investment opportunity.</p>
<b>6.3. PROBLEMS TO BE RESOLVED</b>	<ul style="list-style-type: none"> <li>- Low processing rate in the cotton sector</li> <li>- High dependence on imports of clothing and accessories</li> </ul>
<b>6.4. PROJECT OBJECTIVES</b>	<ul style="list-style-type: none"> <li>- Strengthening the textile value chain in Côte d'Ivoire</li> <li>- Reducing foreign exchange outflows from apparel imports</li> <li>- Increasing domestic garment production</li> </ul>

6.5. INSTALLED CAPACITY	78,000 pieces per day																
6.6. ECONOMIC PROFITABILITY	Between 10% and 20%																
7. PROJECT COMPONENTS	<p>C 1: Building Construction  C 2: Acquisition of Materials and Equipment  C 3: Plant Operations</p>																
8. INDICATIVE IMPLEMENTATION SCHEDULE BY COMPONENT	<table border="1"> <thead> <tr> <th></th> <th>Year 1</th> <th>Year 2</th> <th>Year 3</th> </tr> </thead> <tbody> <tr> <td>c1</td> <td>X</td> <td></td> <td></td> </tr> <tr> <td>c2</td> <td></td> <td>X</td> <td></td> </tr> <tr> <td>c3</td> <td></td> <td>X</td> <td>X</td> </tr> </tbody> </table>		Year 1	Year 2	Year 3	c1	X			c2		X		c3		X	X
	Year 1	Year 2	Year 3														
c1	X																
c2		X															
c3		X	X														
9. ESTIMATED BUDGET	<b>153,000,000 RMB</b>																
10. SUPPORT STRUCTURES	<ul style="list-style-type: none"> <li>- Center for the Promotion of Investments in Côte d'Ivoire (CEPICI);</li> <li>- Cashew Cotton Council (CCA)</li> <li>- Professional Association of Cotton Companies of Côte d'Ivoire (APROCOT-CI)</li> <li>- Professional Textile Association (APROTEXTILE)</li> <li>- Association of Young African Creators (AJCA)</li> <li>- Cotton Interbranch (INTERCOTON)</li> </ul>																
11. PROJECT IMPLEMENTATION STATUS	<ul style="list-style-type: none"> <li><input checked="" type="checkbox"/> Identification</li> <li><input checked="" type="checkbox"/> Preliminary assessment</li> <li><input type="checkbox"/> Detailed design</li> <li><input type="checkbox"/> Search for technical partners</li> <li><input type="checkbox"/> Mobilization funding</li> <li><input type="checkbox"/> Contracts signed</li> <li><input type="checkbox"/> Implementation</li> </ul>																
12. EXPECTED METHOD OF FINANCING THE PROJECT	<ul style="list-style-type: none"> <li><input type="checkbox"/> Government</li> <li><input checked="" type="checkbox"/> Private</li> <li><input type="checkbox"/> PPP</li> <li><input type="checkbox"/> Lessor</li> </ul>																

## TEXTILE-CLOTHING

### STANDALONE KNITTED FABRICS



148,000,000 RMB



<b>1. PROJECT TITLE</b>	<b>STANDALONE KNITTED FABRICS</b>
<b>2. TYPE</b>	Private
<b>3. SECTORS / SECTOR</b>	Industry / Textile-Clothing
<b>4. PROMOTER</b>	Private partner via CEPICI
<b>5. CONTACTS</b>	+ 225 27 20 311 400 / opportunités-projets@cepici.ci
<b>6. PROJECT DESCRIPTION</b>	
<b>6.1 EXECUTION AREA</b>	KORHOGO, Northern IVORY COAST
<b>6.2. CONTEXT</b>	<p>The global textile and apparel market is a colossal economic sector, with an estimated value of US\$807 billion in 2019.</p> <p>This sector is constantly growing, and the textile industry plays a crucial role in the global economy. Côte d'Ivoire has seen significant growth in cotton production, from 387,000 tons in 2018 to 559,500 tons in 2022, an increase of 44.5%.</p> <p>However, despite this growth in cotton production, the rate of processing of cotton into finished products remains relatively low in Côte d'Ivoire. The country finds itself importing an imported quantity of fabrics, fabrics, clothing and accessories each year (2020: 19 billion FCFA; 2021: 21.9 billion FCFA; 2022: 26.24 FCFA billion, Customs Statistics) despite the availability of raw materials locally.</p> <p>Aware of the importance of the textile and garment sector for the country's industrialization, the Ivorian government has identified this sector as one of the seven main clusters that can boost the nation's economic and industrial development. In this context, the establishment of an autonomous knitwear fabric manufacturing plant is a major investment opportunity.</p>
<b>6.3. PROBLEMS TO BE RESOLVED</b>	<ul style="list-style-type: none"> <li>- Low processing rate in the cotton sector</li> <li>- High dependence on imports of fabrics, clothing and accessories</li> </ul>
<b>6.4. PROJECT OBJECTIVES</b>	<ul style="list-style-type: none"> <li>- Strengthen the textile value chain in Côte d'Ivoire;</li> <li>- Reduce foreign exchange outflows related to imports of fabrics, clothing and accessories;</li> <li>- Increase domestic production of garments, fabrics and accessories.</li> </ul>

6.5. INSTALLED CAPACITY	12 tons per day																
6.6. ECONOMIC PROFITABILITY	Between 16% and 25%																
7. PROJECT COMPONENTS	<p>C 1: Building Construction  C 2: Acquisition of Materials and Equipment  C 3: Plant Operations</p>																
8. INDICATIVE IMPLEMENTATION SCHEDULE BY COMPONENT	<table border="1"> <thead> <tr> <th></th> <th>Year 1</th> <th>Year 2</th> <th>Year 3</th> </tr> </thead> <tbody> <tr> <td>c1</td> <td>X</td> <td></td> <td></td> </tr> <tr> <td>c2</td> <td></td> <td>X</td> <td></td> </tr> <tr> <td>c3</td> <td></td> <td>X</td> <td>X</td> </tr> </tbody> </table>		Year 1	Year 2	Year 3	c1	X			c2		X		c3		X	X
	Year 1	Year 2	Year 3														
c1	X																
c2		X															
c3		X	X														
9. ESTIMATED BUDGET	<b>148,000,000 RMB</b>																
10. SUPPORT STRUCTURES	<ul style="list-style-type: none"> <li>- Center for the Promotion of Investments in Côte d'Ivoire (CEPICI);</li> <li>- Cashew Cotton Council (CCA)</li> <li>- Professional Association of Cotton Companies of Côte d'Ivoire (APROCOT-CI)</li> <li>- Professional Textile Association (APROTEXTILE)</li> <li>- Association of Young African Creators (AJCA)</li> <li>- Cotton Interbranch (INTERCOTON)</li> </ul>																
11. PROJECT IMPLEMENTATION STATUS	<ul style="list-style-type: none"> <li><input checked="" type="checkbox"/> Identification</li> <li><input checked="" type="checkbox"/> Preliminary assessment</li> <li><input type="checkbox"/> Detailed design</li> <li><input type="checkbox"/> Search for technical partners</li> <li><input type="checkbox"/> Mobilization funding</li> <li><input type="checkbox"/> Contracts signed</li> <li><input type="checkbox"/> Implementation</li> </ul>																
12. EXPECTED METHOD OF FINANCING THE PROJECT	<ul style="list-style-type: none"> <li><input type="checkbox"/> Government</li> <li><input checked="" type="checkbox"/> Private</li> <li><input type="checkbox"/> PPP</li> <li><input type="checkbox"/> Lessor</li> </ul>																

## MINING

# SAND EXTRACTION



**2,300,000 RMB**

<b>1. PROJECT TITLE</b>	<b>SAND EXTRACTION</b>
<b>2. TYPE</b>	Private
<b>3. SECTORS / SECTOR</b>	Mining / Sand extraction
<b>4. PROMOTER</b>	ABOISSO REGIONAL DIRECTORATE OF MINES
<b>5. CONTACTS</b>	+225 01 01 177 002 / conseilregionalsudcomoe@gmail.com +225 27 20 311 400 / opportunités-projets@cepici.ci
<b>6. PROJECT DESCRIPTION</b>	
<b>6.1 EXECUTION AREA</b>	Grand-Bassam (Moossou Village), South Comoé Region
<b>6.2. CONTEXT</b>	<p>Sand, whether marine, river, lagoon or continental, is an essential resource in the construction sector. Building strong and sustainable infrastructure depends on the use of high-quality sand.</p> <p>According to data from the Ministry of Mines, Petroleum and Energy, sand production in Côte d'Ivoire reached 2,306,882 m<sup>3</sup> in 2022, with an annual average of 1,187,592 m<sup>3</sup> for the period 2015-2022, justifying an increasingly growing demand.</p> <p>Indeed, the rapid expansion of the construction sector in Côte d'Ivoire, particularly with the increased development of socio-economic infrastructure across the country, the rise of real estate development projects and programs, as well as rapid urbanization, the need for sand is increasing</p> <p>In this context, the project for the extraction and marketing of construction sand in Moossou represents a considerable investment opportunity. It aims to provide quality sand to companies in the construction sector as well as to individuals.</p>
<b>6.3. PROBLEMS TO BE RESOLVED</b>	- Dissatisfaction with the demand for construction sand
<b>6.4. PROJECT OBJECTIVES</b>	<ul style="list-style-type: none"> <li>- Increasing domestic production of construction sand</li> <li>- Filling the need for building materials</li> </ul>

6.5. INSTALLED CAPACITY	Scope of activity: 5.6 hectares with possibility of extension of the perimeter of activity
6.6. ECONOMIC PROFITABILITY	Not estimated
7. PROJECT COMPONENTS	Undefined
8. INDICATIVE IMPLEMENTATION SCHEDULE BY COMPONENT	Four (04) years renewable according to the operating approval
9. ESTIMATED BUDGET	<b>2,300,000 RMB</b>
10. SUPPORT STRUCTURES	<ul style="list-style-type: none"> <li>- Regional Council of South Comoé (CRSC);</li> <li>- Ministry of Mines, Petroleum and Energy;</li> <li>- Centre for the Promotion of Investments in Côte d'Ivoire (CEPICI).</li> </ul>
11. PROJECT IMPLEMENTATION STATUS	<ul style="list-style-type: none"> <li><input checked="" type="checkbox"/> Identification</li> <li><input checked="" type="checkbox"/> Preliminary assessment</li> <li><input checked="" type="checkbox"/> Detailed design</li> <li><input checked="" type="checkbox"/> Search for technical partners</li> <li><input checked="" type="checkbox"/> Mobilization funding</li> <li><input type="checkbox"/> Contracts signed</li> <li><input type="checkbox"/> Implementation</li> </ul>
12. EXPECTED METHOD OF FINANCING THE PROJECT	<ul style="list-style-type: none"> <li><input type="checkbox"/> Government</li> <li><input checked="" type="checkbox"/> Private</li> <li><input type="checkbox"/> PPP</li> <li><input type="checkbox"/> Lessor</li> </ul>

## MINING

### OTHER INVESTMENT OPPORTUNITIES IN THE SECTOR TO SEIZE AND EXPLORE WITH THE STAKEHOLDERS.



Mount Klahoyo Iron Ore  
Deposit Development  
Project



Mount Gao Iron Ore  
Deposit Development  
Project



Mount Nimba Iron Deposit  
Development Project

# **PUBLIC- PRIVATE PARTNERSHIP (PPP) PROJECTS**



## FOOD SOVEREIGNTY

# AGRO INDUSTRIAL POLE PROJECT IN THE BÉLIER REGION (2PAI BÉLIER)



**186,000,000 RMB**



<b>1. PROJECT TITLE</b>	AGRO-INDUSTRIAL POLE PROJECT IN THE BÉLIER REGION (2PAI BÉLIER)
<b>2. TYPE</b>	Private Public-Private Partnership (PPP)
<b>3. SECTORS / SECTOR</b>	Agribusiness / cassava, rice, market gardening, maize, cashew nuts All agricultural sectors
<b>4. PROMOTER</b>	Ministry of State, Ministry of Agriculture, Rural Development and Food Production Directorate General of Planning, Statistics and Projects.
<b>5. CONTACTS</b>	Tel : +225 20 21 20 39 Cel : +225 07 06 48 22 Email : bcomoe@yahoo.fr; cc : jeannine.kouassi1@gmail.com
<b>6. PROJECT DESCRIPTION</b>	
<b>6.1 EXECUTION AREA</b>	Aries Region and Autonomous District of Yamoussoukro
<b>6.2. CONTEXT</b>	As part of the implementation of the agricultural policy, the Government has adopted the Second Generation National Agricultural Investment Program (PNIA 2) anchored in the National Development Plan (NDP) 2021-2025. For its implementation, nine integrated development zones have been defined throughout the territory called integrated agricultural development poles or agro-poles.
<b>6.3. PROBLEMS TO BE RESOLVED</b>	Low level of processing of agricultural products, state of degradation of agricultural service roads and advanced hydroagricultural structures; unavailability of quality seeds; low productivity; low level of supervision of producers; low level of mechanization and access to finance.
<b>6.4. PROJECT OBJECTIVES</b>	Improved farmers' access to markets and technologies and the production potential of products <ul style="list-style-type: none"> <li>- development of 39 hectares for the development of the agro-industrial park;</li> <li>- rehabilitation of 542.13 km of rural roads;</li> <li>- development of more than 1200 ha perimeters to contribute to the supply of the units;</li> <li>- construction of 24 storage warehouses and 2 groupage centres;</li> <li>- support for the social component (repair of 100 human-powered pumps, construction of 50 boreholes equipped with human-powered pumps, construction of 30 latrines, construction/rehabilitation of 25 HVA, construction of 02 Drinking Water Supply (DWS) systems, rehabilitation/construction of 103 classrooms, 18 canteens and 26 offices.</li> </ul>

<b>6.5. INSTALLED CAPACITY</b>	<p>This heading indicates the production capacity, scope or service that the project is expected to cover or provide (km, ha, tonne, unit, etc.).</p> <p>Example:</p> <ul style="list-style-type: none"> <li>- 15,000 tonnes per year</li> <li>- 20,000 housing units</li> </ul> <p>Installation of a vegetable packing unit: a packaging and storage plant (including cold storage) - ~35 metric tons of products/day ;</p> <p>Installation of a vegetable processing and drying unit</p>																
<b>6.6. ECONOMIC PROFITABILITY</b>	<ol style="list-style-type: none"> <li>1. The Profit/Cost ratio is 1.32x,</li> <li>2. the economic rate of return (ERT) is 19.2% (higher than the opportunity cost of capital estimated at 12%),</li> </ol> <p>- and the Net Present Value (NPV) of the project is 5.448 billion CFA francs.</p>																
<b>7. PROJECT COMPONENTS</b>	<p>C 1: Studies, Design and Execution of the Works</p> <p>C 2: Acquisition of Equipment and monitoring of works,</p> <p>C 3: Support for the supply of the plant</p>																
<b>8. INDICATIVE IMPLEMENTATION SCHEDULE BY COMPONENT</b>	<p>This heading indicates the duration of the implementation of the component in years, starting from the first year of implementation.</p> <table border="1" data-bbox="492 883 1094 1045"> <thead> <tr> <th></th> <th>Year 1</th> <th>Year 2</th> <th>Year 3</th> </tr> </thead> <tbody> <tr> <td>c1</td> <td>X</td> <td>X</td> <td></td> </tr> <tr> <td>c2</td> <td></td> <td>X</td> <td>X</td> </tr> <tr> <td>c3</td> <td></td> <td>X</td> <td>X</td> </tr> </tbody> </table>		Year 1	Year 2	Year 3	c1	X	X		c2		X	X	c3		X	X
	Year 1	Year 2	Year 3														
c1	X	X															
c2		X	X														
c3		X	X														
<b>9. ESTIMATED BUDGET</b>	<p>186,000,000 RMB</p>																
<b>10. SUPPORT STRUCTURES</b>	<p>Technical and financial partners: BOAD, AfDB, Private Sector, Professional Organizations, Agripreneurs, etc.</p>																

<p><b>11. PROJECT IMPLEMENTATION STATUS</b></p>	<p>This section indicates the progress of the project and the expectations of readers, recipients and investors. The blue background indicates that the step has already been completed and the white background indicates that the step has not yet been completed.</p> <ul style="list-style-type: none"> <li><input type="checkbox"/> Identification</li> <li><input type="checkbox"/> Preliminary assessment</li> <li><input type="checkbox"/> Detailed design</li> <li><input type="checkbox"/> Search for technical partners</li> <li><input checked="" type="checkbox"/> Mobilization funding</li> <li><input type="checkbox"/> Contracts signed</li> <li><input type="checkbox"/> Implementation</li> </ul>
<p><b>12. EXPECTED METHOD OF FINANCING THE PROJECT</b></p>	<ul style="list-style-type: none"> <li><input checked="" type="checkbox"/> Government</li> <li><input type="checkbox"/> Private</li> <li><input checked="" type="checkbox"/> PPP</li> <li><input type="checkbox"/> Lessor</li> </ul>
<p><b>13. ARIES 2PAI OPPORTUNITIES</b></p>	<p>Area being developed to house the processing, storage and packaging units for agricultural products</p>

## FOOD SOVEREIGNTY

# AGRO INDUSTRIAL POLE PROJECT IN THE NORTH OF CÔTE D'IVOIRE (2PAI NORTH)



1,600,000,000 RMB

<b>1. PROJECT TITLE</b>	<b>AGRO-INDUSTRIAL POLE PROJECT IN THE NORTH OF CÔTE D'IVOIRE (2PAI NORTH)</b>
<b>2. TYPE</b>	Private Public-Private Partnership (PPP)
<b>3. SECTORS / SECTOR</b>	Agribusiness/mango, shea, rice, market gardening, maize, cashew nuts (apple) All agricultural sectors
<b>4. PROMOTER</b>	Ministry of State, Ministry of Agriculture, Rural Development and Food Production Directorate General of Planning, Statistics and Projects.
<b>5. CONTACTS</b>	Tel : +225 20 21 20 39 Cel : +225 07 06 48 22 Email : bcomoe@yahoo.fr; cc : jeannine.kouassi1@gmail.com
<b>6. PROJECT DESCRIPTION</b>	
<b>6.1 EXECUTION AREA</b>	Bagoué, Hambol, Poro and Tchologo regions
<b>6.2. CONTEXT</b>	As part of the implementation of the agricultural policy, the Government has adopted the Second Generation National Agricultural Investment Program (PNIA 2) anchored in the National Development Plan (NDP) 2021-2025. For its implementation, nine integrated development zones have been defined throughout the territory called integrated agricultural development poles or agro-poles.
<b>6.3. PROBLEMS TO BE RESOLVED</b>	Low level of processing of agricultural products, state of degradation of agricultural service roads and advanced hydroagricultural structures; unavailability of quality seeds; low productivity; low level of supervision of producers; low level of mechanization and access to finance.
<b>6.4. PROJECT OBJECTIVES</b>	Improved farmers' access to markets and technologies and the production potential of products  <ol style="list-style-type: none"> <li>1. Establishment of a 100-hectare Agropark;</li> <li>2. Establishment of a mango processing and packaging unit;</li> <li>3. Establishment of 5 Aggregation and Service Centres (Katiola, Ferkessédougou, Boundiali, Dabakala and Tioro);</li> <li>4. Rehabilitation of 1,000 km of rural roads;</li> <li>5. Rehabilitation/construction of 6 dams;</li> <li>6. Development of 5,000 ha for rice and market gardening;</li> <li>7. Rehabilitation/construction of 10 agro-pastoral micro-dams and 55 fish ponds;</li> </ol> <ol style="list-style-type: none"> <li>1. Establishment of a storage capacity of 5,000 tonnes (silos);</li> </ol>

<b>6.4. PROJECT OBJECTIVES</b>	<ol style="list-style-type: none"> <li>2. Construction of storage stores and livestock yards;</li> <li>3. Establishment of two lines of credit (mechanization and support for SMEs);</li> <li>4. Implementation of a functional literacy programme;</li> <li>5. Improving access to drinking water;</li> <li>6. Incubation of 1,000 young people;</li> <li>7. Capacity building of actors (financing structures, agricultural organizations);</li> <li>8. Creation/strengthening of 300 SMEs;</li> <li>9. Creation of 25,000 direct jobs (50% women, 60% youth) and 45,000 indirect jobs;</li> <li>10. Installation of agro-meteorological stations;</li> <li>11. Implementation of a digital platform for access to agricultural services</li> </ol>
<b>6.5. INSTALLED CAPACITY</b>	<ul style="list-style-type: none"> <li>- Installation of a complete mango processing and packaging line,</li> <li>- Installation of a 2T/H mango and cashew apple juice production unit;</li> <li>- Installation of a packaging unit for fresh products from market gardening with a capacity of 169 m<sup>3</sup>;</li> <li>- Installation of a shea butter liquid oil production unit</li> </ul>
<b>6.6. ECONOMIC PROFITABILITY</b>	<ul style="list-style-type: none"> <li>- Installation of a complete mango processing and packaging line</li> <li>- Installation of a 2T/H mango and cashew apple juice production unit: profit margin rate: 19% - Net Present Value (NPV): 279,923,280,474 FCFA - Internal rate of return: 295.74% - Profitability index: 12.04 - Payback period: 1 year -8 months</li> <li>- Installation of a packaging unit for fresh products from market gardening with a capacity of 169 m<sup>3</sup>; Net present value (NPV) 24,061,579,445; Profitability index 11.35; Payback period 1 year -8 months</li> <li>- Installation of a shea butter liquid oil production unit Net Present Value (NPV) 3,537,586,230; Profitability index 7.92; Payback period 1 year -6 months</li> </ul>
<b>7. PROJECT COMPONENTS</b>	<p>C 1: Support to the private sector and institutions in charge of the development of agro-industry</p> <p>C 2: Strengthening agro-pastoral and fisheries value addition and marketing</p> <p>C 3: Sustainable improvement of agro-pastoral and fisheries productivity</p>

**8. INDICATIVE IMPLEMENTATION SCHEDULE BY COMPONENT**

This heading indicates the duration of the implementation of the component in years, starting from the first year of implementation.

	Year 1	Year 2	Year 3	Year 2	Year 3
c1	X	X	X	X	X
c2		X	X	X	X
c3		X	X	X	X

**9. PROJECT IMPLEMENTATION STATUS**

- Installation of a complete mango processing and packaging line: 10,000,000,000 FCFA
- Installation of a 2T/H mango and cashew apple juice production unit: 468,090,253,715 FCFA
- Installation of a packaging unit for fresh produce from market gardening with a capacity of 169 m3: 41,307,992,800 FCFA
- Installation of a shea butter liquid oil production unit: 7,716,877,500 FCFA

**10. SUPPORT STRUCTURES**

Technical and financial partners: Private counters of TFPs, Private sector, Professional organizations, Agripreneurs, etc.

**11. PROJECT IMPLEMENTATION STATUS**

This section indicates the progress of the project and the expectations of readers, recipients and investors. The blue background indicates that the step has already been completed and the white background indicates that the step has not yet been completed.

- Identification
- Preliminary assessment
- Detailed design
- Search for technical partners
- Mobilization funding
- Contracts signed
- Implementation

**12. EXPECTED METHOD OF FINANCING THE PROJECT**

- Government
- Private
- PPP
- Lessor

**13. OPPORTUNITIES OF THE 2PAI NORTH**

Agroparc and aggregation and service centres under development to house the processing, storage and packaging units for agricultural products

# CONSTRUCTION OF 08 WHOLESALE MARKETS IN CÔTE D'IVOIRE



1,800,000,000 RMB



<b>1. PROJECT TITLE</b>	<b>CONSTRUCTION OF 08 WHOLESALE MARKETS IN CÔTE D'IVOIRE</b>
<b>2. TYPE</b>	Private, Public-Private Partnership (PPP)
<b>3. SECTORS / SECTOR</b>	Commercial Infrastructure
<b>4. PROMOTER</b>	Ministry of Trade and Industry
<b>5. CONTACTS</b>	Aline OGBA epse DANON - Director of Integration and Promotion of Business Activities (DIPAC) Téléphone : 27 20 21 79 02 E-mail : og.aline@commerce.gouv.ci alinogba2@gmail.com
<b>6. PROJECT DESCRIPTION</b>	
<b>6.1 EXECUTION AREA</b>	Man, Soubré, Divo, Bongouanou, Bondoukou, Yamoussoukro and Odienné.
<b>6.2. CONTEXT</b>	<p>The Ministry of Trade and Industry has undertaken to provide Côte d'Ivoire with a set of infrastructures for the marketing of food products, including eleven (11) wholesale markets in Abidjan, Korhogo, Abengourou, Daloa, Man, Soubré, Divo, Bongouanou, Bondoukou, Yamoussoukro, Odienné and 39 relay markets. The establishment of these infrastructures will make it possible to improve distribution channels, reduce post-harvest losses, promote massive market supplies and a significant reduction in consumer prices of food products.</p> <p>The wholesale markets of Abidjan, Abengourou, Daloa and their ten (10) relay markets have benefited from financing of 80 billion CFA francs from the World Bank as part of the Food Value Chain Development Project (PDC2V) initiated by the Ministry of Agriculture and Rural Development.</p> <p>Financing is to be sought from the other eight (08) wholesale markets and their 29 relay markets.</p> <p>The project's stakeholders are:</p> <ul style="list-style-type: none"> <li>- Ministry of Agriculture and Sustainable Development</li> <li>- Ministry of the Interior and Security</li> <li>- Ministry of Economy, Planning and Development</li> <li>- Ministry of Budget and Finance</li> </ul> <p>The prospects of the project are:</p> <ul style="list-style-type: none"> <li>- Update the feasibility study;</li> <li>- Identify, demarcate and secure plots of land in other markets to be built;</li> </ul> <p>Carry out additional studies (detailed preliminary design, environmental and social impact studies, geotechnical studies)</p>
<b>6.3. PROBLEMS TO BE RESOLVED</b>	Fighting against the high cost of living

<b>6.4. PROJECT OBJECTIVES</b>	Building 08 wholesale markets in Côte d'Ivoire
<b>6.5. INSTALLED CAPACITY</b>	Not specified
<b>6.6. ECONOMIC PROFITABILITY</b>	Not specified
<b>7. PROJECT COMPONENTS</b>	Not specified
<b>8. INDICATIVE IMPLEMENTATION SCHEDULE BY COMPONENT</b>	Not estimated
<b>9. ESTIMATED BUDGET</b>	<b>1,800,000,000 RMB</b>
<b>10. SUPPORT STRUCTURES</b>	Not estimated
<b>11. PROJECT IMPLEMENTATION STATUS</b>	The feasibility study is available. The plot of the Korhogo wholesale market is identified and demarcated.
<b>12. EXPECTED METHOD OF FINANCING THE PROJECT</b>	A financial partnership

## FOOD SOVEREIGNTY

### PROJECT TO BUILD INFRASTRUCTURE FOR PROCESSING AND ADDING VALUE TO PIG (PRO-CIT2VP)



61,500,000 RMB

<b>1. PROJECT TITLE</b>	PROJECT TO BUILD INFRASTRUCTURE FOR PROCESSING AND ADDING VALUE TO PORK (PRO-CIT2P)
<b>2. TYPE</b>	Public-Private Partnership (PPP)
<b>3. SECTORS / SECTOR</b>	Livestock agro-industry / Pigmeat production
<b>4. PROMOTER</b>	Ministry of Animal and Fisheries Resources (MIRAH) / Private
<b>5. CONTACTS</b>	Dr Aimé Franck ESSOH, Director of Planning, Statistics and Programs (DPSP) +225 27 20 21 88 75 / +225 07 58 23 44 24/ dspmirah@gmail.com
<b>6. PROJECT DESCRIPTION</b>	
<b>6.1 EXECUTION AREA</b>	District of Abidjan, Regions of Poro, Haut-Sassandra, Gôh, Lakes
<b>6.2. CONTEXT</b>	<p>From 1990 to 1996, the Ivorian pig sector experienced remarkable growth following a vast development programme undertaken by the State. This momentum was abruptly interrupted in 1996 with the African Swine Fever (ASF) epidemic. Today, out of an estimated 117,767 tonnes of pork consumption, local supply contributes only 11.2% (13,155 tonnes). This shows a total dependence on imports (88.8%) in the supply of pig proteins to Ivorian households.</p> <p>Various factors are hindering the momentum to revitalize the pig sector, including the availability of quality inputs (feed and breeders), access to recent technological innovations and especially the very low processing of pig farm products.</p> <p>The addressing of these issues as provided for in the framework of PONADEPA will make it possible to increase the national supply of pork to 60% coverage rate. This is equivalent to an increase of more than 75,000 tonnes of meat. Mechanisms are put in place to structure and support the private sector in achieving this ambition. The establishment of a Centre for Application and Specialisation in Pig Production (CAS-Porc) is in line with this. It will ensure the provision of a sufficiently qualified workforce, breeding matrices and the supervision of farmers in order to guarantee investments and the pig sector in the long term.</p>
<b>6.3. PROBLEMS TO BE RESOLVED</b>	<ul style="list-style-type: none"> <li>• Too much dependence on imports for food security in terms of pigmeat (88.8%)</li> <li>• Low level of local processing of pig farm products (8%).</li> </ul>
<b>6.4. PROJECT OBJECTIVES</b>	<ul style="list-style-type: none"> <li>• To set up industrial pig slaughterhouses (6) in areas of high production and consumption</li> <li>• Ensuring a local supply of meat and other pork products under acceptable food hygiene conditions (52,128 tonnes)</li> <li>• To produce 561,600 head of pigs for the processing industry compared to 37,500 head currently.</li> </ul>

6.5. INSTALLED CAPACITY	Slaughter units of 300 head of pigs per day Production units of 9400 pigs per year Production units of 100,000 tonnes of pig feed per year																									
6.6. ECONOMIC PROFITABILITY	The projected annual turnover is estimated at 167.25 billion CFA francs																									
7. PROJECT COMPONENTS	C 1: Carrying out preliminary studies and works (1.05 billion CFA francs) C 2: Installation of six (06) industrial pig slaughterhouses (24 billion) C 3: Improvement of the availability of the availability of feed inputs for pig production through the construction of two (2) feed mills (14 billion) C 4: Strengthening of the Center for Application and Specialization in Pig Farming (12.9 billion CFA francs)																									
8. INDICATIVE IMPLEMENTATION SCHEDULE BY COMPONENT	<table border="1"> <thead> <tr> <th></th> <th>Year 1</th> <th>Year 2</th> <th>Year 3</th> <th>Year 4</th> </tr> </thead> <tbody> <tr> <td>c1</td> <td>X</td> <td></td> <td></td> <td></td> </tr> <tr> <td>c2</td> <td></td> <td>X</td> <td>X</td> <td>X</td> </tr> <tr> <td>c3</td> <td></td> <td>X</td> <td>X</td> <td>X</td> </tr> <tr> <td>c4</td> <td>X</td> <td>X</td> <td>X</td> <td>X</td> </tr> </tbody> </table>		Year 1	Year 2	Year 3	Year 4	c1	X				c2		X	X	X	c3		X	X	X	c4	X	X	X	X
	Year 1	Year 2	Year 3	Year 4																						
c1	X																									
c2		X	X	X																						
c3		X	X	X																						
c4	X	X	X	X																						
9. ESTIMATED BUDGET	<b>61,500,000 RMB</b>																									
10. SUPPORT STRUCTURES	<ul style="list-style-type: none"> <li>- Directorate of Planning, Statistics and Programmes (DPSP)</li> <li>- Directorate of Veterinary Services (DSV)</li> <li>- Directorate of Training, Development and Popularization of Products (DF2VP)</li> <li>- Centre for Application and Specialisation in Pig Farming (CAS-PORC)</li> </ul>																									
11. PROJECT IMPLEMENTATION STATUS	<ul style="list-style-type: none"> <li><input type="checkbox"/> Identification</li> <li><input checked="" type="checkbox"/> Preliminary assessment</li> <li><input checked="" type="checkbox"/> Detailed design</li> <li><input type="checkbox"/> Search for technical partners</li> <li><input type="checkbox"/> Mobilization funding</li> <li><input type="checkbox"/> Contracts signed</li> <li><input type="checkbox"/> Implementation</li> </ul>																									
12. EXPECTED METHOD OF FINANCING THE PROJECT	<ul style="list-style-type: none"> <li><input type="checkbox"/> Government</li> <li><input checked="" type="checkbox"/> Private</li> <li><input checked="" type="checkbox"/> PPP</li> <li><input type="checkbox"/> Lessor</li> </ul>																									

## TEXTILE

# CREATION OF A TEXTILE FREE ZONE IN BOUAKE



**425,000,000 RMB**

<b>1. PROJECT TITLE</b>	CREATION OF A TEXTILE FREE ZONE IN BOUAKÉ
<b>2. TYPE</b>	Private, Public-Private Partnership (PPP)
<b>3. SECTORS / SECTOR</b>	Cotton-Textile and Clothing
<b>4. PROMOTER</b>	Ministry of Trade and Industry
<b>5. CONTACTS</b>	M. TRA BI Emmanuel : Directeur Général de l'Industrie Email : trabi.industrie@gmail.com / cageemal@yahoo.fr
<b>6. PROJECT DESCRIPTION</b>	
<p>The Government has adopted an industrial policy to revive the textile sector since 2012 with the rehabilitation of existing buildings and the promotion of investment. These measures, as well as the structural reforms undertaken in the cotton sector, have made it possible to reach a production level of more than 550,000 tons for the 2020/2021 season, making Côte d'Ivoire the 2nd largest African cotton producing country after Benin. However, despite this improvement in production, local cotton processing remains marginal despite enormous development potential.</p> <p>This is why the Government has decided to create a textile free zone in Bouaké.</p>	
<b>6.1 EXECUTION AREA</b>	Bouaké
<b>6.2. CONTEXT</b>	See description
<b>6.3. PROBLEMS TO BE RESOLVED</b>	Reviving the cotton value chain
<b>6.4. PROJECT OBJECTIVES</b>	<p><b>1. PROJECT OBJECTIVES</b></p> <p>The overall objective of the project is to promote the development of the cotton value chain with a view to reviving the cotton industry in Côte d'Ivoire. Specifically, these are:</p> <ul style="list-style-type: none"> <li>· Develop a complete cotton textile and clothing value chain in Côte d'Ivoire;</li> <li>· Increase the processing and consumption rate of cotton;</li> <li>· Increase the volume of textile products made in Côte d'Ivoire for export;</li> <li>· Create jobs;</li> <li>· Promote the development of small and medium-sized enterprises (SMEs) in the textile sector.</li> </ul>

6.5. INSTALLED CAPACITY	Not specified
6.6. ECONOMIC	Not specified
7. PROJECT COMPONENTS	<p>C 1 : Development of a 100 ha industrial park The aim is to develop a 100-hectare industrial park, equipped with adequate infrastructure (roads, sanitation, water, electricity, telecoms, logistics platforms, etc.) for the establishment of textile industries, throughout the cotton value chain, from spinning to clothing.</p> <p>C 2: Technical support to SMEs in the sector The aim is to train SMEs in the textile sector in quality, production techniques, the development and promotion of local textile brands (made in Côte d'Ivoire) and commercial strategies.</p>
8. INDICATIVE IMPLEMENTATION SCHEDULE BY COMPONENT	Not specified
9. ESTIMATED BUDGET	425,000,000 RMB
10. SUPPORT STRUCTURES	Not specified
11. PROJECT IMPLEMENTATION STATUS	<ul style="list-style-type: none"> <li><input checked="" type="checkbox"/> Identification</li> <li><input checked="" type="checkbox"/> Preliminary assessment</li> <li><input type="checkbox"/> Detailed design</li> <li><input type="checkbox"/> Search for technical partners</li> <li><input type="checkbox"/> Mobilization funding</li> <li><input type="checkbox"/> Contracts signed</li> <li><input type="checkbox"/> Implementation</li> </ul>
12. EXPECTED METHOD OF FINANCING THE PROJECT	<ul style="list-style-type: none"> <li><input checked="" type="checkbox"/> Government</li> <li><input type="checkbox"/> Private</li> <li><input checked="" type="checkbox"/> PPP</li> <li><input type="checkbox"/> Lessor</li> </ul>



## HOUSING CONSTRUCTION AND BUILDING

**CONSTRUCTION  
OF 150,000  
HOUSES**



<b>1. PROJECT TITLE</b>	<b>CONSTRUCTION OF 150,000 HOUSES</b>
<b>2. TYPE</b>	Private, Public-Private Partnership (PPP)
<b>3. SECTORS / SECTOR</b>	Housing / Construction
<b>4. PROMOTER</b>	Ministry of Construction, Housing and Urban Planning
<b>5. CONTACTS</b>	KOALLA Célestin Director General of Housing and the Living Environment (DGLCV) Contact : 07 07 71 00 97 E-mail : c.koalla@construction.gouv.ci
<b>6. PROJECT DESCRIPTION</b>	
<b>6.1 EXECUTION AREA</b>	All regions of Côte d'Ivoire
<b>6.2. CONTEXT</b>	<p>Construction of 150,000 social economic housing units over the period 2021-2025, including:</p> <ul style="list-style-type: none"> <li>- 70,000 social housing units;</li> <li>- 20,000 Housing with Moderate Facilities (LEM);</li> <li>- 30,000 low-cost housing units;</li> <li>- 30 000 logements standings.</li> </ul> <p>The new strategy provides for the following modes of access:</p> <ul style="list-style-type: none"> <li>- Acquisition in cash, in instalments or by bank loan at a subsidized rate;</li> <li>- Rent-purchase;</li> <li>- Simple rental.</li> </ul> <p>The State of Côte d'Ivoire is responsible for implementing the overall housing strategy with an emphasis on the Presidential Programme for the Construction of Social and Economic Housing (PPLSE). The actions to be undertaken will focus on:</p> <ul style="list-style-type: none"> <li>- The acceleration of primary roads and utilities works at the expense of the State;</li> <li>- The provision of secure plots to the Developers;</li> <li>- The granting of tax exemptions to Promoters;</li> <li>- The provision of equipped urban land at very moderate costs for Housing with Moderate Equipment (LEM).</li> </ul>
<b>6.3. PROBLEMS TO BE RESOLVED</b>	<p>Cumulative housing supply deficit estimated at more than 800,000 units with a 10% growth rate each year</p> <ul style="list-style-type: none"> <li>-Difficulty in accessing decent housing for low-income households.</li> </ul>

<b>6.4. PROJECT OBJECTIVES</b>	<ul style="list-style-type: none"> <li>- Reducing the housing deficit;</li> <li>- Promote access to decent housing for low-income populations;</li> <li>- Promote the transfer of skills in construction technologies to national companies;</li> <li>- Promote the creation of local production units for building materials;</li> <li>- Generate many direct or indirect jobs.</li> </ul>
<b>9. ESTIMATED BUDGET</b>	<b>77,647,000,000 RMB</b>
<b>11. PROJECT IMPLEMENTATION STATUS</b>	<ul style="list-style-type: none"> <li><input checked="" type="checkbox"/> Identification</li> <li><input checked="" type="checkbox"/> Preliminary assessment</li> <li><input checked="" type="checkbox"/> Detailed design</li> <li><input checked="" type="checkbox"/> Search for technical partners</li> <li><input checked="" type="checkbox"/> Mobilization funding</li> <li><input checked="" type="checkbox"/> Contracts signed</li> <li><input checked="" type="checkbox"/> Implementation</li> </ul>
<b>12. EXPECTED METHOD OF FINANCING THE PROJECT</b>	<ul style="list-style-type: none"> <li><input type="checkbox"/> Government</li> <li><input checked="" type="checkbox"/> Private</li> <li><input checked="" type="checkbox"/> PPP</li> <li><input checked="" type="checkbox"/> Lessor</li> </ul>

## HOUSING CONSTRUCTION AND BUILDING

# SMART CITY DEVELOPMENT PROJECT



**105,882,000,000 RMB**

<b>1. PROJECT TITLE</b>	SMART CITY DEVELOPMENT PROJECT
<b>2. TYPE</b>	Public-Private Partnership (PPP)
<b>3. SECTORS / SECTOR</b>	Urban development / Construction
<b>4. PROMOTER</b>	Ministry of Construction, Housing and Urban Planning
<b>5. CONTACTS</b>	KRA KOUMA, Director General of Land and Urban Planning (DGUF) Contact : 07 07 42 89 85 E-mail : k.kra@construction.gouv.ci
<b>6. PROJECT DESCRIPTION</b>	
<b>6.1 EXECUTION AREA</b>	- District of Abidjan: communes of Grand-Bassam; Bingerville, Jacqueville and Anyama, along the Abidjan metro lines.
<b>6.2. CONTEXT</b>	The State of Côte d'Ivoire wants to carry out intelligent urban development in identified areas in the greater Abidjan area (Grand-Bassam; Bingerville, Jacqueville and Anyama). More specifically, it is a question of considerably improving the living conditions of populations, strengthening economic competitiveness with the help of new technologies based on the concept of sustainable and inclusive cities (mobility, society, quality of life, environment, economy, governance). The project will allow the State to capture the added value of land and supervise the development of these spaces.
<b>6.3. PROBLEMS TO BE RESOLVED</b>	Solving socio-economic and environmental challenges in the identified areas of greater Abidjan
<b>6.4. PROJECT OBJECTIVES</b>	- Enhancing urban land; - Improving the quality of life of city dwellers; - Guiding urban development by making the city more adaptive and efficient using new technologies (public infrastructure, networks, transport, e-services, etc.).
<b>6.5. INSTALLED CAPACITY</b>	Communes of Grand-Bassam; Bingerville, Jacqueville and Anyama, along the Abidjan metro lines
<b>6.6. ECONOMIC PROFITABILITY</b>	Not estimated

<p><b>7. PROJECT COMPONENTS</b></p>	<p>Réalisation des études d'impacts sociaux, culturelles, économiques et environnementaux</p> <p>Mise en œuvre des recommandations des études environnementales et sociales et du plan d'action de réinstallation des populations impactées</p> <p>Élaboration des plans directeurs de détails de ces espaces en cohérence avec le Schéma de structure de la zone</p> <p>Construction de villes nouvelles</p>
<p><b>8. INDICATIVE IMPLEMENTATION SCHEDULE BY COMPONENT</b></p>	<p>Undefined</p>
<p><b>9. ESTIMATED BUDGET</b></p>	<p><b>105,882,000,000 RMB</b></p>
<p><b>10. SUPPORT STRUCTURES</b></p>	<p>CEPICI, CNP-PPP</p>
<p><b>11. PROJECT IMPLEMENTATION STATUS</b></p>	<ul style="list-style-type: none"> <li><input checked="" type="checkbox"/> Identification</li> <li><input checked="" type="checkbox"/> Preliminary assessment</li> <li><input type="checkbox"/> Detailed design</li> <li><input type="checkbox"/> Search for technical partners</li> <li><input type="checkbox"/> Mobilization funding</li> <li><input type="checkbox"/> Contracts signed</li> <li><input type="checkbox"/> Implementation</li> </ul>
<p><b>12. EXPECTED METHOD OF FINANCING THE PROJECT</b></p>	<ul style="list-style-type: none"> <li><input type="checkbox"/> Government</li> <li><input checked="" type="checkbox"/> Private</li> <li><input checked="" type="checkbox"/> PPP</li> <li><input type="checkbox"/> Lessor</li> </ul>

## HOUSING CONSTRUCTION AND BUILDING

# EXTENDED HOUSING AND LAND DEVELOP- MENT



4,666,000,000 RMB

<b>1. PROJECT TITLE</b>	<b>EXTENDED HOUSING AND LAND DEVELOPMENT</b>
<b>2. TYPE</b>	Private, Public-Private Partnership (PPP)
<b>3. SECTORS / SECTOR</b>	Land development/housing/construction
<b>4. PROMOTER</b>	Ministry of Construction, Housing and Urban Planning
<b>5. CONTACTS</b>	KOALLA Célestin Director General of Housing and the Living Environment (DGLCV) Contact : 07 07 71 00 97 E-mail : c.koalla@construction.gouv.ci
<b>6. PROJECT DESCRIPTION</b>	
<b>6.1 EXECUTION AREA</b>	Abidjan region and eleven (11) major cities of the country (Yamoussoukro, Bouaké, Korhogo, Odienné, Man, Daloa, San Pedro, Gagnoa, Abengourou, Bondoukou, Adiaké)
<b>6.2. CONTEXT</b>	The program is a set of projects to be implemented throughout the territory in order to effectively address the housing problem in Côte d'Ivoire. It aims to create new towns or extensions of towns through the production of serviced and developed land, intended for approved real estate developers and self-construction. The approach will consist of implementing it in Greater Abidjan with a pilot project in the Alépé area, covering an area of 53 ha. Then, the generalization phase will follow in Grand Bassam (400 ha), Bingerville (400 ha), Anyama-Abobo (200 ha), as well as in eleven (11) major cities of the country on areas ranging from 50 ha to 100 ha per city.
<b>6.3. PROBLEM TO BE SOLVED</b>	Difficulty in acquiring land and servicing sites intended for the production of housing.
<b>6.4. PROJECT OBJECTIVES</b>	Make secure, serviced and developed land available to the PPLSE for the construction of housing; - Fight against the proliferation of precarious neighborhoods; - Contribute to urban planning and development.
<b>9. ESTIMATED BUDGET</b>	<b>4,666,000,000 RMB</b>



<p><b>11. PROJECT IMPLEMENTATION STATUS</b></p>	<ul style="list-style-type: none"> <li><input checked="" type="checkbox"/> Identification</li> <li><input checked="" type="checkbox"/> Preliminary assessment</li> <li><input checked="" type="checkbox"/> Detailed design</li> <li><input checked="" type="checkbox"/> Search for technical partners</li> <li><input checked="" type="checkbox"/> Mobilization funding</li> <li><input type="checkbox"/> Contracts signed</li> <li><input checked="" type="checkbox"/> Implementation</li> </ul>
<p><b>12. EXPECTED METHOD OF FINANCING THE PROJECT</b></p>	<ul style="list-style-type: none"> <li><input type="checkbox"/> Government</li> <li><input checked="" type="checkbox"/> Private</li> <li><input checked="" type="checkbox"/> PPP</li> <li><input type="checkbox"/> Lessor</li> </ul>

## HOUSING CONSTRUCTION AND BUILDING

# EMERGENCY CONSTRUCTION PROGRAM FOR 25,000 HOUSING UNITS




**5,830,000,000 RMB**

<b>1. PROJECT TITLE</b>	<b>EMERGENCY CONSTRUCTION PROGRAM FOR 25,000 HOUSING UNITS</b>
<b>2. TYPE</b>	Private, Landlords
<b>3. SECTORS / SECTOR</b>	Housing/construction
<b>4. PROMOTER</b>	Ministry of Construction, Housing and Urban Planning
<b>5. CONTACTS</b>	KOALLA Célestin, Director General of Housing and the Living Environment (DGLCV) Contact : 07 07 71 00 97 E-mail : c.koalla@construction.gouv.ci
<b>6. PROJECT DESCRIPTION</b>	
<b>6.1 EXECUTION AREA</b>	Abidjan intramuros (20,000 units), Korhogo (500 units), Bouaké (1500 units), Yamoussoukro (1500 units) and San Pedro (1500 units)
<b>6.2. CONTEXT</b>	<p>In order to strengthen efficiency and accelerate the production of housing, the State of Côte d'Ivoire is implementing an emergency program that consists of the acquisition of finished housing from developers, in order to constitute a stock of 25,000 housing units (20,000 in Abidjan intramuros and 5,000 in the interior of the country), intended primarily for Rental-Purchase and/or Simple Rental.</p> <p>To do this, several sites have been mobilized in Abidjan and in the interior of the country. The State is working to build the Primary Roads and Miscellaneous Networks, with a view to making the serviced sites available to real estate developers.</p>
<b>6.3. PROBLEMS TO BE RESOLVED</b>	- Cumulative deficit in housing supply estimated at more than 800,000 units with a growth rate of 10% each year;
<b>6.4. PROJECT OBJECTIVES</b>	<ul style="list-style-type: none"> <li>- Reducing the housing deficit;</li> <li>- Promote access to decent housing for low-income populations;</li> <li>- Promote the transfer of skills in construction technologies to national companies;</li> <li>- Promote the creation of local construction materials production units;</li> <li>- Generate many direct or indirect jobs.</li> </ul>
<b>6.5. INSTALLED CAPACITY</b>	25,000 housing units: Abidjan intramuros (20,000 units), Korhogo (500 units), Bouaké (1500 units), Yamoussoukro (1500 units) and San Pedro (1500 units).
<b>6.6. ECONOMIC PROFITABILITY</b>	Not estimated

8. INDICATIVE IMPLEMENTATION SCHEDULE BY COMPONENT	Undefined
9. ESTIMATED BUDGET	<b>5,830,000,000 RMB</b>
11. PROJECT IMPLEMENTATION STATUS	<ul style="list-style-type: none"> <li><input checked="" type="checkbox"/> Identification</li> <li><input checked="" type="checkbox"/> Preliminary assessment</li> <li><input checked="" type="checkbox"/> Detailed design</li> <li><input checked="" type="checkbox"/> Search for technical partners</li> <li><input checked="" type="checkbox"/> Mobilization funding</li> <li><input checked="" type="checkbox"/> Contracts signed</li> <li><input checked="" type="checkbox"/> Implementation</li> </ul>
12. EXPECTED METHOD OF FINANCING THE PROJECT	<ul style="list-style-type: none"> <li><input type="checkbox"/> Government</li> <li><input checked="" type="checkbox"/> Private</li> <li><input type="checkbox"/> PPP</li> <li><input checked="" type="checkbox"/> Lessor</li> </ul>

## HOUSING CONSTRUCTION AND BUILDING

# REHABILITATION OF THE PYRAMID BUILDING (IN THE CAPITAL CITY)



<b>1. PROJECT TITLE</b>	REHABILITATION OF THE PYRAMID BUILDING (IN THE CAPITAL CITY)
<b>2. TYPE</b>	Private, Public-Private Partnership (PPP)
<b>3. SECTORS / SECTOR</b>	Construction / administrative infrastructure
<b>4. PROMOTER</b>	Ministry of Heritage, State Portfolio and Enterprise / Public
<b>5. CONTACTS</b>	+225 27 20 311 400 / opportunités-projets@cepici.ci
<b>6. PROJECT DESCRIPTION</b>	
<b>6.1 EXECUTION AREA</b>	Plateau, Abidjan
<b>6.2. CONTEXT</b>	<p>The State of Côte d'Ivoire is considering the rehabilitation of the so-called "PYRAMIDE" building, subject to land title No. 13.748 of Bingerville/Plateau, located in Abidjan-Plateau, a twelve (12) storey building built in the 1970s, consisting of offices and apartments, which has been in an advanced state of deterioration for several years and no longer meets any standards, especially security.</p> <p>The project, which is part of the real estate projects of coherent development of the Commune of the Plateau, consists of the rehabilitation of all trades of the building, including the structural work, the glazed carpentry (aluminum and wood), the sealed cladding, the false ceiling, the painting, the fire safety, the electricity (high and low current), the air conditioning, the kitchen, the generator. To this should be added the upgrading of the technical installations and a video-surveillance system.</p> <p>The State wishes to ensure the financing, design and implementation of the rehabilitation of the PYRAMIDE, within the framework of a PPP contract, by a private operator with appropriate technical and financial capacities for a rapid rehabilitation in accordance with the standards of the building.</p>
<b>6.3. PROBLEMS TO BE RESOLVED</b>	- Poor condition of the building
<b>6.4. PROJECT OBJECTIVES</b>	<ul style="list-style-type: none"> <li>- Rapid rehabilitation in accordance with building standards</li> <li>- To contribute to the modernization and coherent development of the Commune of the Plateau</li> <li>- Preserving the State's real estate assets</li> <li>- Partially filling the deficit in administrative offices</li> </ul>

6.5. INSTALLED CAPACITY	Undefined																
6.6. INSTALLED CAPACITY	Not estimated																
7. PROJECT COMPONENTS	To be determined																
8. INDICATIVE IMPLEMENTATION SCHEDULE BY COMPONENT	<table border="1"> <thead> <tr> <th></th> <th>Year 1</th> <th>Year 2</th> <th>Year 3</th> </tr> </thead> <tbody> <tr> <td>c1</td> <td>X</td> <td></td> <td></td> </tr> <tr> <td>c2</td> <td></td> <td>X</td> <td>X</td> </tr> <tr> <td>c3</td> <td></td> <td></td> <td>X</td> </tr> </tbody> </table>		Year 1	Year 2	Year 3	c1	X			c2		X	X	c3			X
	Year 1	Year 2	Year 3														
c1	X																
c2		X	X														
c3			X														
9. ESTIMATED BUDGET	To be determined according to the result of the technical (in particular sketches,																
10. SUPPORT STRUCTURES	<ul style="list-style-type: none"> <li>- Ministry of Heritage, State Portfolio and Public Enterprises;</li> <li>- Center for the Promotion of Investments in Côte d'Ivoire (CEPIC).</li> </ul>																
11. PROJECT IMPLEMENTATION STATUS	<ul style="list-style-type: none"> <li><input checked="" type="checkbox"/> Identification</li> <li><input type="checkbox"/> Preliminary assessment</li> <li><input type="checkbox"/> Detailed design</li> <li><input type="checkbox"/> Search for technical partners</li> <li><input type="checkbox"/> Mobilization funding</li> <li><input type="checkbox"/> Contracts signed</li> <li><input type="checkbox"/> Implementation</li> </ul>																
12. EXPECTED METHOD OF FINANCING THE PROJECT	<ul style="list-style-type: none"> <li><input type="checkbox"/> Government</li> <li><input type="checkbox"/> Private</li> <li><input checked="" type="checkbox"/> PPP</li> <li><input type="checkbox"/> Lessor</li> </ul>																

## HOUSING CONSTRUCTION AND BUILDING

# REHABILITATION AND OPERATION OF THE BICICI BUILDING (IN THE CAPITAL CITY)




247,000,000 RMB



<b>1. PROJECT TITLE</b>	REHABILITATION AND OPERATION OF THE BICICI BUILDING (IN THE CAPITAL CITY)
<b>2. TYPE</b>	Private, Public-Private Partnership (PPP)
<b>3. SECTORS / SECTOR</b>	Construction / administrative infrastructure
<b>4. PROMOTER</b>	Ministry of Heritage, State Portfolio and Enterprise Public
<b>5. CONTACTS</b>	+225 27 20 311 400 / opportunités-projets@cepici.ci
<b>6. PROJECT DESCRIPTION</b>	
<b>6.1 EXECUTION AREA</b>	Plateau, Abidjan
<b>6.2. CONTEXT</b>	<p>The project consists of rehabilitating and operating the BICICI Building with 17 floors (ground floor + mezzanine + 15 floors + parking lots) belonging in co-ownership to the State and BICICI (International Bank for Trade and Industry of Côte d'Ivoire), a subsidiary of the BNP Paribas Group.</p> <ul style="list-style-type: none"> <li>• The private partner will finance the purchase of the seven (7) levels belonging to BICICI in the name and on behalf of the State;</li> <li>• The ground floor and the mezzanine will be occupied by the private partner for the construction and operation of a shopping center and various other administrative and/or commercial activities;</li> <li>• The other rehabilitated floors will be fully leased by the State for the needs of the administrative services.</li> </ul>
<b>6.3. PROBLEMS TO BE RESOLVED</b>	- Poor condition of the building
<b>6.4. PROJECT OBJECTIVES</b>	<ul style="list-style-type: none"> <li>- Rehabilitation of the building</li> <li>- To contribute to the modernization and coherent development of the Commune of the Plateau;</li> <li>- Partially filling the deficit in administrative offices</li> </ul>

6.5. INSTALLED CAPACITY	Undefined
6.6. INSTALLED CAPACITY	Not estimated
7. PROJECT COMPONENTS	Not determined at this stage
8. INDICATIVE IMPLEMENTATION SCHEDULE BY COMPONENT	To be determined
9. ESTIMATED BUDGET	247,000,000 RMB
10. SUPPORT STRUCTURES	<ul style="list-style-type: none"> <li>- Ministry of Heritage, State Portfolio and Public Enterprises;</li> <li>- Center for the Promotion of Investments in Côte d'Ivoire (CEPICI).</li> </ul>
11. PROJECT IMPLEMENTATION STATUS	<ul style="list-style-type: none"> <li><input checked="" type="checkbox"/> Identification</li> <li><input type="checkbox"/> Preliminary assessment</li> <li><input type="checkbox"/> Detailed design</li> <li><input type="checkbox"/> Search for technical partners</li> <li><input type="checkbox"/> Mobilization funding</li> <li><input type="checkbox"/> Contracts signed</li> <li><input type="checkbox"/> Implementation</li> </ul>
12. EXPECTED METHOD OF FINANCING THE PROJECT	<ul style="list-style-type: none"> <li><input type="checkbox"/> Government</li> <li><input type="checkbox"/> Private</li> <li><input checked="" type="checkbox"/> PPP</li> <li><input type="checkbox"/> Lessor</li> </ul>

**CREATION OF  
THE INTEGRAL  
TOURIST CITY  
OF SAN PEDRO  
IN TAKI BAY  
ON AN AREA  
OF 900  
HECTARES**



**6,380,000,000 RMB**

<b>1. PROJECT TITLE</b>	CREATION OF THE INTEGRAL TOURIST CITY OF SAN PEDRO IN TAKI BAY ON AN AREA OF 900 HA
<b>2. TYPE</b>	Public-Private Partnership (PPP)
<b>3. SECTORS / SECTOR</b>	Landscaping - hotels - restaurants - leisure
<b>4. PROMOTER</b>	Ministry of Tourism and Leisure
<b>5. CONTACTS</b>	Mr. ANDI Leal Daniel - Technical Advisor in charge of Projects Cel : (+225) 07 08 28 74 22 Email : leal105@hotmail.com
<b>6. PROJECT DESCRIPTION</b>	
<b>6.1 EXECUTION AREA</b>	Taki Bay in the city of San Pedro
<b>6.2. CONTEXT</b>	This project is part of the "Sublime Côte d'Ivoire" Strategy and aims to promote the territorial development of tourism outside Abidjan.
<b>6.3. PROBLEMS TO BE RESOLVED</b>	This project makes it possible to resolve the issue of the lack of accommodation, catering and leisure activities in areas with high tourist potential
<b>6.4. PROJECT OBJECTIVES</b>	To make San Pedro an international reference tourist destination (a label like the Côte d'Azur in France or Marbella in Spain).
<b>6.5. INSTALLED CAPACITY</b>	<ul style="list-style-type: none"> <li>- 600 5-star rooms</li> <li>- 750 4-star rooms</li> <li>- 700 2-star rooms</li> <li>- 200 luxury villas</li> <li>- 100 chalets in R+2 and R+3 mode</li> </ul>
<b>6.6. ECONOMIC</b>	Not estimated

<b>7. PROJECT COMPONENTS</b>	<ul style="list-style-type: none"> <li>- Preparation of the cadastral map of the site;</li> <li>- Purge of customary rights of the overall area of 900 ha planned for the implementation of the project;</li> <li>- Site development;</li> <li>- Construction of 3 5-star hotel establishments with a capacity of 200 rooms each;</li> <li>- Construction of 5 4-star hotel establishments with a capacity of 150 rooms each;</li> </ul>
<b>8. INDICATIVE IMPLEMENTATION SCHEDULE BY COMPONENT</b>	<p>Undefined</p>
<b>9. ESTIMATED BUDGET</b>	<p><b>6,380,000,000 RMB</b></p>
<b>10. SUPPORT STRUCTURES</b>	<p>Office of the Minister of Tourism and Leisure, CEPICI, CNP PPP, BNETD</p>
<b>11. PROJECT IMPLEMENTATION STATUS</b>	<ul style="list-style-type: none"> <li><input checked="" type="checkbox"/> Identification</li> <li><input checked="" type="checkbox"/> Preliminary assessment</li> <li><input type="checkbox"/> Detailed design</li> <li><input type="checkbox"/> Search for technical partners</li> <li><input type="checkbox"/> Mobilization funding</li> <li><input type="checkbox"/> Contracts signed</li> <li><input type="checkbox"/> Implementation</li> </ul>
<b>12. EXPECTED METHOD OF FINANCING THE PROJECT</b>	<ul style="list-style-type: none"> <li><input type="checkbox"/> Government</li> <li><input checked="" type="checkbox"/> Private</li> <li><input checked="" type="checkbox"/> PPP</li> <li><input type="checkbox"/> Lessor</li> </ul>

## TOURISM CULTURAL AND CREATIVE INDUSTRIES

# CREATION OF THE JACQUEVILLE TOURISTIC AND SMART CITY



**2,050,000,000 RMB**

<b>1. PROJECT TITLE</b>	<b>CREATION OF THE JACQUEVILLE TOURISTIC AND SMART CITY</b>
<b>2. TYPE</b>	Private, Public-Private Partnership (PPP)
<b>3. SECTORS / SECTOR</b>	Hospitality – Catering – Leisure
<b>4. PROMOTER</b>	Ministry of Tourism and Leisure
<b>5. CONTACTS</b>	Mr. ANDI Leal Daniel - Technical Advisor in charge of Projects Cel. (+225) 07 08 28 74 22 Email : leal105@hotmail.com
<b>6. PROJECT DESCRIPTION</b>	
<b>6.1 EXECUTION AREA</b>	Department of Jacqueline, Grands Ponts Region.
<b>6.2. CONTEXT</b>	This project is part of the "Sublime Côte d'Ivoire" Strategy which aims to promote the territorial development of tourism outside Abidjan. The present project to create a 50-hectare smart city in the Jacqueline area will operate on the basis of renewable wind and photovoltaic energy and will be governed through information and communication technologies to optimize the quality of its services.
<b>6.3. PROBLEMS TO BE RESOLVED</b>	This project solves the problem of the lack of accommodation, catering and leisure activities in areas with high tourist potential.
<b>6.4. PROJECT OBJECTIVES</b>	Create a smart city (tourist attraction product) with a view to promoting tourism in the Jacqueline area
<b>6.5. INSTALLED CAPACITY</b>	A 50-hectare smart city in the Jacqueline area that plans to : <ul style="list-style-type: none"> <li>- An integral tourist city of 100 villas on an area of 20 hectares</li> <li>- Two (02) high-end and mid-range hotel establishments with a capacity of 250 rooms on an area of 6 hectares</li> <li>- Leisure areas including a mini water park on an area of 10 ha</li> <li>- Commercial spaces including a 3-hectare mall</li> <li>- 10 maquis-restaurants on an area of one (1) ha</li> </ul> A solar field on an area of 3 ha for a daily energy production of 3 MWh 350 hotel rooms 100 tourist villas 10 maquis-restaurants

6.6. ECONOMIC PROFITABILITY	Not estimated																																																			
7. PROJECT COMPONENTS	<ul style="list-style-type: none"> <li>- An integral tourist city of 100 villas on an area of 20 hectares</li> <li>- Two (02) high-end and mid-range hotel establishments with a capacity of 250 rooms on an area of 6 hectares</li> <li>- Leisure areas including a mini water park on an area of 10 ha</li> <li>- Commercial spaces including a Mall with an area of 3 ha</li> <li>- 10 maquis-restaurants on an area of one (1) ha</li> <li>- A solar field covering an area of 3 ha for a daily energy production of 3 MWh</li> </ul>																																																			
8. INDICATIVE IMPLEMENTATION SCHEDULE BY COMPONENT	Undefined																																																			
9. ESTIMATED BUDGET (IN FCFA)	<table border="1"> <thead> <tr> <th data-bbox="338 645 783 698">ESTIMATED COST OF THE PROJECT</th> <th data-bbox="787 645 1026 698">173 910 126 112 FCFA</th> <th data-bbox="1030 645 1218 698">2,050,000,000 RMB</th> </tr> </thead> <tbody> <tr> <td colspan="3" data-bbox="338 703 1218 750" style="text-align: right;"><b>CFA AMOUNT</b></td> </tr> <tr> <td data-bbox="338 754 783 784">Civil Works</td> <td data-bbox="787 754 1026 784"></td> <td data-bbox="1030 754 1218 784">4 718 623 333</td> </tr> <tr> <td data-bbox="338 789 783 819">VRD, Electricity and Fluids</td> <td data-bbox="787 789 1026 819"></td> <td data-bbox="1030 789 1218 819">4 287 444 444</td> </tr> <tr> <td data-bbox="338 826 783 860"><b>S/TOTAL 1</b></td> <td data-bbox="787 826 1026 860"></td> <td data-bbox="1030 826 1218 860"><b>9 006 067 777</b></td> </tr> <tr> <td data-bbox="338 865 783 895">Real Estate Development</td> <td data-bbox="787 865 1026 895"></td> <td data-bbox="1030 865 1218 895">20 000 000 000</td> </tr> <tr> <td data-bbox="338 900 783 930">Furniture and Equipment (Hotel Infrastructure)</td> <td data-bbox="787 900 1026 930"></td> <td data-bbox="1030 900 1218 930">30 000 000 000</td> </tr> <tr> <td data-bbox="338 935 783 964">Construction of a solar field with a capacity of 3 MWh</td> <td data-bbox="787 935 1026 964"></td> <td data-bbox="1030 935 1218 964">2 500 000 000</td> </tr> <tr> <td data-bbox="338 969 783 999">Construction of a water park</td> <td data-bbox="787 969 1026 999"></td> <td data-bbox="1030 969 1218 999">50 000 000 000</td> </tr> <tr> <td data-bbox="338 1004 783 1034">Construction of a Mall</td> <td data-bbox="787 1004 1026 1034"></td> <td data-bbox="1030 1004 1218 1034">50 000 000 000</td> </tr> <tr> <td data-bbox="338 1039 783 1068">Construction of 10 maquis restaurants</td> <td data-bbox="787 1039 1026 1068"></td> <td data-bbox="1030 1039 1218 1068">500 000 000</td> </tr> <tr> <td data-bbox="338 1075 783 1110"><b>S/TOTAL 2</b></td> <td data-bbox="787 1075 1026 1110"></td> <td data-bbox="1030 1075 1218 1110"><b>153 000 000 000</b></td> </tr> <tr> <td data-bbox="338 1115 783 1144">Control and Supervision of Civil Works</td> <td data-bbox="787 1115 1026 1144"></td> <td data-bbox="1030 1115 1218 1144">1 967 343 056</td> </tr> <tr> <td data-bbox="338 1149 783 1179">PMU (Project Management Support)</td> <td data-bbox="787 1149 1026 1179"></td> <td data-bbox="1030 1149 1218 1179">1 967 343 056</td> </tr> <tr> <td data-bbox="338 1184 783 1214">Purges of Customary Rights (Paid for by the State)</td> <td data-bbox="787 1184 1026 1214"></td> <td data-bbox="1030 1184 1218 1214">100 000 000</td> </tr> <tr> <td data-bbox="338 1220 783 1255"><b>S/TOTAL 3</b></td> <td data-bbox="787 1220 1026 1255"></td> <td data-bbox="1030 1220 1218 1255"><b>4 034 686 112</b></td> </tr> <tr> <td data-bbox="338 1260 783 1290">Contingences (5%)</td> <td data-bbox="787 1260 1026 1290"></td> <td data-bbox="1030 1260 1218 1290">7 869 372 222</td> </tr> </tbody> </table>	ESTIMATED COST OF THE PROJECT	173 910 126 112 FCFA	2,050,000,000 RMB	<b>CFA AMOUNT</b>			Civil Works		4 718 623 333	VRD, Electricity and Fluids		4 287 444 444	<b>S/TOTAL 1</b>		<b>9 006 067 777</b>	Real Estate Development		20 000 000 000	Furniture and Equipment (Hotel Infrastructure)		30 000 000 000	Construction of a solar field with a capacity of 3 MWh		2 500 000 000	Construction of a water park		50 000 000 000	Construction of a Mall		50 000 000 000	Construction of 10 maquis restaurants		500 000 000	<b>S/TOTAL 2</b>		<b>153 000 000 000</b>	Control and Supervision of Civil Works		1 967 343 056	PMU (Project Management Support)		1 967 343 056	Purges of Customary Rights (Paid for by the State)		100 000 000	<b>S/TOTAL 3</b>		<b>4 034 686 112</b>	Contingences (5%)		7 869 372 222
ESTIMATED COST OF THE PROJECT	173 910 126 112 FCFA	2,050,000,000 RMB																																																		
<b>CFA AMOUNT</b>																																																				
Civil Works		4 718 623 333																																																		
VRD, Electricity and Fluids		4 287 444 444																																																		
<b>S/TOTAL 1</b>		<b>9 006 067 777</b>																																																		
Real Estate Development		20 000 000 000																																																		
Furniture and Equipment (Hotel Infrastructure)		30 000 000 000																																																		
Construction of a solar field with a capacity of 3 MWh		2 500 000 000																																																		
Construction of a water park		50 000 000 000																																																		
Construction of a Mall		50 000 000 000																																																		
Construction of 10 maquis restaurants		500 000 000																																																		
<b>S/TOTAL 2</b>		<b>153 000 000 000</b>																																																		
Control and Supervision of Civil Works		1 967 343 056																																																		
PMU (Project Management Support)		1 967 343 056																																																		
Purges of Customary Rights (Paid for by the State)		100 000 000																																																		
<b>S/TOTAL 3</b>		<b>4 034 686 112</b>																																																		
Contingences (5%)		7 869 372 222																																																		
10. SUPPORT STRUCTURES	Office of the Minister of Tourism and Leisure, CEPICI, CNP PPP, BNEDT																																																			



<b>10. SUPPORT STRUCTURES</b>	Office of the Minister of Tourism and Leisure, CEPICI, CNP PPP, BNETD
<b>11. PROJECT IMPLEMENTATION STATUS</b>	<ul style="list-style-type: none"> <li><input checked="" type="checkbox"/> Identification</li> <li><input checked="" type="checkbox"/> Preliminary assessment</li> <li><input type="checkbox"/> Detailed design</li> <li><input checked="" type="checkbox"/> Search for technical partners</li> <li><input type="checkbox"/> Mobilization funding</li> <li><input type="checkbox"/> Contracts signed</li> <li><input type="checkbox"/> Implementation</li> </ul>
<b>12. EXPECTED METHOD OF FINANCING THE PROJECT</b>	<ul style="list-style-type: none"> <li><input type="checkbox"/> Government</li> <li><input checked="" type="checkbox"/> Private</li> <li><input checked="" type="checkbox"/> PPP</li> <li><input type="checkbox"/> Lessor</li> </ul>

# TOURISTIC PROMOTION OF SONGON



Not estimated

<b>1. PROJECT TITLE</b>	<b>TOURISTIC PROMOTION OF SONGON</b>
<b>2. TYPE</b>	Private, Public-Private Partnership (PPP)
<b>3. SECTORS / SECTOR</b>	Tourism-Hospitality-Leisure
<b>4. PROMOTER</b>	Ministry of Tourism and Leisure
<b>5. CONTACTS</b>	Mrs. M'Bahia Blé Leaticia - Technical Advisor in charge of Cooperation and Partnership Cel. (+225) 07 78 70 88 21      Email : leal105@hotmail.com
<b>6. PROJECT DESCRIPTION</b>	
<b>6.1 EXECUTION AREA</b>	District of Abidjan, Commune of Songon
<b>6.2. CONTEXT</b>	<p>Côte d'Ivoire has decided to make tourism one of the main levers of its economic growth. The achievement of this objective in the tourism development strategy called "Sublime Côte d'Ivoire" by 2025, is not only in terms of improving the environment of the tourism and leisure sector, but also in terms of the implementation of structuring projects.</p> <p>The contribution to GDP, estimated at 6.25% in 2018, is expected to increase to around 9% in 2025. Foreign Direct Investment (FDI) of around 160 billion in 2017 is projected to reach a cumulative of 1,700 billion CFA francs in 2025, i.e. an average investment of 243 billion CFA francs per year.</p> <p>The State's contribution to these investments will essentially be the provision of land of tourist use and summary developments estimated at about 1,500 billion CFA francs. It is in this context that the present project for the development of tourism in Songon is inscribed. This enhancement will be done through the establishment of a holiday village on an area of 35 hectares combining several tourist facilities.</p> <p>These include the construction of bungalow-style ecolodges, mid-range hotel receptives, shopping malls and a marina. These tourist investments will be accompanied by light real estate development with the construction of about twenty luxury villas in tourist residence mode, in compliance with the special urban planning regulations of the area.</p>
<b>6.3. PROBLEMS TO BE RESOLVED</b>	Low flow of tourists to Côte d'Ivoire for leisure and holidays, unlike business tourism

6.4. PROJECT OBJECTIVES	<ul style="list-style-type: none"> <li>- Develop a tourist and leisure activity zone in Songon;</li> <li>- To make Côte d'Ivoire the base of tourism and entertainment in the West African sub-region and beyond.</li> </ul>
6.5. INSTALLED CAPACITY	Strong production capacity
6.6. ECONOMIC PROFITABILITY	Not estimated
7. PROJECT COMPONENTS	<p>C 1: Purge of customary rights on an area of 35 hectares  C 2: Tourism development and enhancement of the site  The developments will include beyond the VRD, green spaces and public gardens:</p> <ul style="list-style-type: none"> <li>- Hotels;</li> <li>- Recreational spaces and infrastructure;</li> <li>- Restaurants;</li> <li>- Wellness areas;</li> <li>- Luxury villas;</li> <li>- Conference spaces;</li> <li>- A marina</li> </ul> <p>C 3: Promotion and marketing of the destination</p>
8. INDICATIVE IMPLEMENTATION SCHEDULE BY COMPONENT	Not estimated
9. ESTIMATED BUDGET	<b>Not estimated</b>
11. PROJECT IMPLEMENTATION STATUS	<ul style="list-style-type: none"> <li><input checked="" type="checkbox"/> Identification</li> <li><input type="checkbox"/> Preliminary assessment</li> <li><input type="checkbox"/> Detailed design</li> <li><input type="checkbox"/> Search for technical partners</li> <li><input type="checkbox"/> Mobilization funding</li> <li><input type="checkbox"/> Contracts signed</li> <li><input type="checkbox"/> Implementation</li> </ul>
12. EXPECTED METHOD OF FINANCING THE PROJECT	<ul style="list-style-type: none"> <li><input type="checkbox"/> Government</li> <li><input checked="" type="checkbox"/> Private</li> <li><input checked="" type="checkbox"/> PPP</li> <li><input type="checkbox"/> Lessor</li> </ul>

## INFRASTRUCTURES MANAGEMENT

# AFCON SPORTS AND ACCOMODATION INFRASTRUCTURE MANAGEMENT PROJECT



**NOT ESTIMATED**

<b>1. PROJECT TITLE</b>	AFCON SPORTS AND ACCOMMODATION INFRASTRUCTURE MANAGEMENT PROJECT	
<b>2. TYPE</b>	Private, Public-Private Partnership (PPP)	
<b>3. SECTORS / SECTOR</b>	Sports	
<b>4. PROMOTER</b>	Ministry Delegate to the Prime Minister, Minister of Sport and the Living Environment, Sports and Living Environment Officer	
<b>5. CONTACTS</b>	Ousmane Gbané / ogbane2009@gmail.com / 07 07 10 90 55 (ONS)	
<b>6. PROJECT DESCRIPTION</b>		
<b>6.1 EXECUTION AREA</b>	<b>Sports facilities 6 stadiums</b> <ul style="list-style-type: none"> <li>- Stade Félix Houphouët Boigny;</li> <li>- Stade Olympique Alassane Ouattara ;</li> <li>- Stade Charles Konan Banny de Yamoussoukro ;</li> <li>- Stade de la Paix in Bouaké;</li> <li>- Stade Amadou Gón Coulibaly de Corhgo ;</li> <li>- Stade Laurent Pokou de San Pedro</li> </ul>	<b>Non-sports facilities</b> <ul style="list-style-type: none"> <li>- Cité CAN San-Pedro of 32 villas;</li> <li>- CAN Bouaké city of 32 villas;</li> <li>- CAN Korhogo city of 32 villas;</li> <li>- CAN Hotel in Korhogo.</li> </ul>
<b>6.2. CONTEXT</b>	Construction of world-class sports and non-sports infrastructure for the 2023 AFCON, requiring appropriate management	
<b>6.3. PROBLEMS TO BE RESOLVED</b>	Insufficient resources for the maintenance, upkeep and management of sports and non-sports infrastructure in Côte d'Ivoire	
<b>6.4. PROJECT OBJECTIVES</b>	<p><b>General objective :</b> To develop strategies for the effective management of the infrastructure built for the organization of the 2023 edition of the Africa Cup of Nations.</p> <p><b>Specific objectives :</b></p> <ul style="list-style-type: none"> <li>- Find appropriate mechanisms for the upkeep and maintenance of infrastructure;</li> <li>- Develop and implement strategies for efficient operation of infrastructure;</li> <li>- Mobilize the necessary resources to ensure optimal profitability of infrastructure.</li> </ul>	

6.5. INSTALLED CAPACITY	<p>Félix Houphouët Boigny Stadium, 27,900 seats;          Stade Olympique Alassane Ouattara, 57 212 places ;          Charles Konan Banny Stadium in Yamoussoukro, 20,000 seats;          Stade de la Paix in Bouaké, 40,000 seats;          Stade Amadou Gon Coulibaly of Korhogo, 20,000 places;          Laurent Pokou Stadium in San Pedro, 20,000 seats;          3 CAN estates of 32 villas each in San-Pedro, Bouaké and Korhogo, with 4 villas of 3 rooms and 28 villas of 5 rooms per estate;</p>															
6.6. ECONOMIC PROFITABILITY	Minimum 25%															
7. PROJECT COMPONENTS	<p>C 1: Technical studies          C 2: Development of infrastructure operating mechanisms          C 3: Seeking partnerships          C 4: Monitoring of infrastructure operations</p>															
8. INDICATIVE IMPLEMENTATION SCHEDULE BY COMPONENT	<table border="1" data-bbox="491 702 919 905"> <thead> <tr> <th></th> <th>Year 1</th> <th>Year 2</th> </tr> </thead> <tbody> <tr> <td>C1</td> <td>X</td> <td></td> </tr> <tr> <td>C2</td> <td></td> <td>X</td> </tr> <tr> <td>C3</td> <td></td> <td>X</td> </tr> <tr> <td>C4</td> <td>X</td> <td>X</td> </tr> </tbody> </table>		Year 1	Year 2	C1	X		C2		X	C3		X	C4	X	X
	Year 1	Year 2														
C1	X															
C2		X														
C3		X														
C4	X	X														
9. ESTIMATED BUDGET	Not estimated															
10. SUPPORT STRUCTURES	<p>National Sports Office (ONS)          National Bureau of Technical Studies and Development (BNETD)</p>															
11. PROJECT IMPLEMENTATION STATUS	<ul style="list-style-type: none"> <li><input checked="" type="checkbox"/> Identification</li> <li><input type="checkbox"/> Preliminary assessment</li> <li><input type="checkbox"/> Detailed design</li> <li><input type="checkbox"/> Search for technical partners</li> <li><input type="checkbox"/> Mobilization funding</li> <li><input type="checkbox"/> Contracts signed</li> <li><input type="checkbox"/> Implementation</li> </ul>															
12. EXPECTED METHOD OF FINANCING THE PROJECT	<ul style="list-style-type: none"> <li><input type="checkbox"/> Government</li> <li><input checked="" type="checkbox"/> Private</li> <li><input checked="" type="checkbox"/> PPP</li> <li><input type="checkbox"/> Lessor</li> </ul>															

**CONSTRUCTION  
OF MULTIMODAL  
INTERCHANGE  
HUBS, CAR PARKS  
AND MINUTE  
STOPS IN ABIDJAN**



**1,600,000,000 RMB**



<b>1. PROJECT TITLE</b>	CONSTRUCTION OF MULTIMODAL INTERCHANGE HUBS, CAR PARKS AND MINUTE STOPS IN ABIDJAN
<b>2. TYPE</b>	Public-Private Partnership (PPP)
<b>3. SECTORS / SECTOR</b>	Transports
<b>4. PROMOTER</b>	Ministry of Transportation / AMUGA
<b>5. CONTACTS</b>	KOUAKOU Romain, Director General of AMUGA (225) 27 22 52 86 15 / 27 22 52 19 46    info@amuga.ci
<b>6. PROJECT DESCRIPTION</b>	
<b>6.1 EXECUTION AREA</b>	Grand Abidjan
<b>6.2. CONTEXT</b>	<p>The Abidjan metropolitan area is the country's main economic hub, contributing about 60% to the national GDP (with an average GDP per capita 4.5 times higher than in the rest of the country), and concentrates 80% of formal employment, 90% of formal businesses and more than 80% of the vehicle fleet in Côte d'Ivoire. In addition, the population of the Abidjan metropolitan area, which constitutes more than 40% of Côte d'Ivoire's urban population, is expected to reach more than 10 million inhabitants by 2050, more than 8 times that of Bouaké (the second most populous city in Côte d'Ivoire).</p> <p>Also, the current public transport system is strongly dominated by non-contracted transport (also known as artisanal transport), with about 86% of the public transport market share. This situation results in several negative externalities, including:</p> <ul style="list-style-type: none"> <li>- road safety, linked in most cases to the incivility of drivers;</li> <li>- greenhouse gas emissions amplified by the age of the fleet and heavy traffic congestion;</li> <li>- the mismatch between supply and demand;</li> <li>- the mismatch between supply and demand;</li> <li>- the anarchic occupation of urban space due to the lack of stations, interchange hubs and stops for non-contracted transport.</li> </ul> <p>In order to resolve the thorny issue of urban mobility in Greater Abidjan, the Urban Mobility Authority in Greater Abidjan (AMUGA) identified among the priority projects the Project for the Development of Interchange Hubs or Multimodal Stations, Park &amp; Ride Facilities and Stop-and-Go Stations. These improvements to be carried out will be used by both artisanal operators and contracted operators to ensure better integration of the network.</p>

6.3. PROBLEMS TO BE RESOLVED	<ul style="list-style-type: none"> <li>· Lack of connection between the different modes of transport;</li> <li>· anarchic occupation of urban space due to the lack of stations, interchange hubs and stops for public transport ("woro-woro" and "gbaka");</li> <li>· Weak organisation and working conditions of operators in the artisanal transport sector.</li> </ul>												
6.4. PROJECT OBJECTIVES	<ul style="list-style-type: none"> <li>· improve road fluidity;</li> <li>· Improving the quality of service for urban transport operators ;</li> <li>· to improve the practice of the profession of transport (working conditions, sustainability, financial balance, etc.).</li> </ul>												
6.5. INSTALLED CAPACITY	<ul style="list-style-type: none"> <li>· 40 Multimodal Interchange (PEM) and car park hubs;</li> <li>· 200 minute stops.</li> </ul>												
6.6. ECONOMIC PROFITABILITY	Not estimated												
7. PROJECT COMPONENTS	<p>C 1: Development of 40 PEMs and car parks</p> <p>C 2: Development of 200 minute stopping points</p>												
8. INDICATIVE IMPLEMENTATION SCHEDULE BY COMPONENT	<table border="1" data-bbox="485 885 979 1006"> <thead> <tr> <th></th> <th>Year 1</th> <th>Year 2</th> <th>Year 3</th> </tr> </thead> <tbody> <tr> <td>c1</td> <td>X</td> <td>X</td> <td>X</td> </tr> <tr> <td>c2</td> <td>X</td> <td>X</td> <td>X</td> </tr> </tbody> </table>		Year 1	Year 2	Year 3	c1	X	X	X	c2	X	X	X
	Year 1	Year 2	Year 3										
c1	X	X	X										
c2	X	X	X										
9. ESTIMATED BUDGET	<b>1,600,000,000 RMB</b>												
10. SUPPORT STRUCTURES	CEPICI, CNP-PPP												

## INFRASTRUCTURES MANAGEMENT

# DEVELOPMENT OF LAGOON TRANSPORTATION IN ABIDJAN



**2,718,000,000 RMB**

<b>1. PROJECT TITLE</b>	DEVELOPMENT OF LAGOON TRANSPORTATION IN ABIDJAN
<b>2. TYPE</b>	Bailleur, Privé, Partenariat Public-Privé (PPP)
<b>3. SECTORS / SECTOR</b>	Transports
<b>4. PROMOTER</b>	Ministry of Transportation / AMUGA
<b>5. CONTACTS</b>	KOUAKOU Romain, Director General of AMUGA (225) 27 22 52 86 15 / 27 22 52 19 46 info@amuga.ci
<b>6. PROJECT DESCRIPTION</b>	
<b>6.1 EXECUTION AREA</b>	Greater Abidjan
<b>6.2. CONTEXT</b>	<p>Created in 1980, SOTRA's lagoon activity called MONBATO is struggling to find its feet due to the deterioration of the lagoon transport infrastructure and the inadequacy of its offer.</p> <p>Indeed, for several years, the lagoon transport offer has not changed significantly, thus pushing the State to liberalize the operation of the lagoon water body with the entry into activity of private operators (STL, Citrans).</p> <p>In addition, the congestion of the main roads during rush hour and its corollary of long hours spent in traffic jams presents lagoon transport as the best alternative to the negative externalities generated by the urban road transport system.</p> <p>In view of all the above and the implementation of the future integrated multimodal transport system bus-boat-BRT-metro, SOTRA intends to strengthen its lagoon transport offer and reposition itself as the major player on the lagoon water.</p>
<b>6.3. PROBLEMS TO BE RESOLVED</b>	<ul style="list-style-type: none"> <li>- inadequacy of mass public transport in the road sector;</li> <li>- road congestion.</li> </ul>
<b>6.4. PROJECT OBJECTIVES</b>	<p><b>General objective :</b></p> <p>To improve the quantity and quality of the lagoon transport offer by significantly increasing the infrastructure and the fleet of bus boats.</p> <p><b>Specific objectives :</b></p> <ul style="list-style-type: none"> <li>- Relieve road traffic congestion through the creation of new lagoon services;</li> <li>- Significantly reduce travel distances and travel times.</li> <li>- Improving intermodality through the bus/boat bus transfer system;</li> <li>- Improve frequencies and reduce waiting times at the platforms;</li> <li>- Contribute to the establishment of an efficient multimodal transport system;</li> <li>- To sustainably meet the mobility needs of populations.</li> </ul>

6.5. INSTALLED CAPACITY	<ul style="list-style-type: none"> <li>• 150 high-capacity boat buses;</li> <li>• 25 lagoon stations;</li> <li>• 1 shipyard.</li> </ul>																				
6.6. ECONOMIC PROFITABILITY	Not estimated																				
7. PROJECT COMPONENTS	<p>C 1: Acquisition of 150 high-capacity bus boats</p> <p>C 2: Construction of 25 lagoon stations</p>																				
8. INDICATIVE IMPLEMENTATION SCHEDULE BY COMPONENT	<table border="1" style="margin-left: auto; margin-right: auto;"> <thead> <tr style="background-color: #008000; color: white;"> <th></th> <th>Year 1</th> <th>Year 2</th> <th>Year 3</th> <th>Year 4</th> </tr> </thead> <tbody> <tr> <td>c1</td> <td style="text-align: center;">X</td> <td style="text-align: center;">X</td> <td style="text-align: center;">X</td> <td style="text-align: center;">X</td> </tr> <tr> <td>c2</td> <td style="text-align: center;">X</td> <td style="text-align: center;">X</td> <td style="text-align: center;">X</td> <td></td> </tr> <tr> <td>c3</td> <td></td> <td style="text-align: center;">X</td> <td></td> <td></td> </tr> </tbody> </table>		Year 1	Year 2	Year 3	Year 4	c1	X	X	X	X	c2	X	X	X		c3		X		
	Year 1	Year 2	Year 3	Year 4																	
c1	X	X	X	X																	
c2	X	X	X																		
c3		X																			
9. ESTIMATED BUDGET	<b>2,718,000,000 RMB</b>																				
10. SUPPORT STRUCTURES	Mobilization of 112 billion CFA francs: World Bank (PACOGA project), KOREA EXIM BANK, BPI / NEGRI and SETAO.																				
11. PROJECT IMPLEMENTATION STATUS	<ul style="list-style-type: none"> <li><input checked="" type="checkbox"/> Identification</li> <li><input checked="" type="checkbox"/> Preliminary assessment</li> <li><input checked="" type="checkbox"/> Detailed design</li> <li><input checked="" type="checkbox"/> Search for technical partners</li> <li><input checked="" type="checkbox"/> Mobilization funding</li> <li><input type="checkbox"/> Contracts signed</li> <li><input type="checkbox"/> Implementation</li> </ul>																				
12. EXPECTED METHOD OF FINANCING THE PROJECT	<ul style="list-style-type: none"> <li><input type="checkbox"/> Government</li> <li><input checked="" type="checkbox"/> Private</li> <li><input checked="" type="checkbox"/> PPP</li> <li><input checked="" type="checkbox"/> Lessor</li> </ul>																				

## HIGH-END HEALTH AND WELLNESS INFRASTRUCTURES

# CREATION OF A MEDICAL AND WELLNESS HOTEL COMPLEX



**2,920,000,000 RMB**

<b>1. PROJECT TITLE</b>	CREATION OF A MEDICAL AND WELLNESS HOTEL COMPLEX
<b>2. TYPE</b>	Private or Public-Private Partnership (PPP)
<b>3. SECTORS / SECTOR</b>	Hospitality / Health / Leisure
<b>4. PROMOTER</b>	Ministry of Tourism and Leisure
<b>5. CONTACTS</b>	Minister's Office M. ANDI Leal Daniel Technical Advisor in charge of Projects Cel. (+225) 07 08 28 74 22 leal105@hotmail.com
<b>6. PROJECT DESCRIPTION</b>	
<b>6.1 EXECUTION AREA</b>	Greater Abidjan
<b>6.2. CONTEXT</b>	<p>Implementation of the "Sublime Côte d'Ivoire" strategy aimed at making Greater Abidjan a medical hub for patients in the sub-region through an international quality care offer on targeted medical specialties and an adapted hotel offer:</p> <ul style="list-style-type: none"> <li>- Need for medical hotel infrastructure;</li> <li>- Desire to offer a stay of care, fitness and rest with highly qualified staff and specialized doctors.</li> </ul>
<b>6.3. PROBLEMS TO BE RESOLVED</b>	<ul style="list-style-type: none"> <li>- Weak response to the growing demand for quality care in the sub-region;</li> <li>- Insufficient medical accommodation infrastructure available to patients.</li> </ul>
<b>6.4. PROJECT OBJECTIVES</b>	<p>General objective: to create a medical accommodation environment to receive at least 40,000 patients per year in the Greater Abidjan area;</p> <p>Specific objectives:</p> <ul style="list-style-type: none"> <li>- Build 3 medical hotels with 200 rooms each;</li> <li>- To offer a reference tertiary care offer managed by competent professionals and offering state-of-the-art services;</li> <li>- Establish partnerships with travel agencies in order to offer specific medical packages to patients.</li> </ul>

6.5. INSTALLED CAPACITY	<ul style="list-style-type: none"> <li>- 3 hotels with 200 rooms each, respectively 5, 4 and 3 stars;</li> <li>- 40,000 patients expected per year, expected.</li> </ul>																				
6.6. ECONOMIC PROFITABILITY	Not estimated																				
7. PROJECT COMPONENTS	<ul style="list-style-type: none"> <li>C 1: Purge of customary rights</li> <li>C 2: Technical studies and site development</li> <li>C 3: Construction of 3 hotels with 200 rooms each</li> <li>C 4: Promotion and marketing of the destination</li> </ul>																				
8. INDICATIVE IMPLEMENTATION SCHEDULE BY COMPONENT	<table border="1" style="margin-left: auto; margin-right: auto;"> <thead> <tr style="background-color: #008000; color: white;"> <th></th> <th>Year 1</th> <th>Year 2</th> <th>Year 3</th> </tr> </thead> <tbody> <tr> <td>C1</td> <td style="text-align: center;">X</td> <td></td> <td></td> </tr> <tr> <td>C2</td> <td></td> <td style="text-align: center;">X</td> <td></td> </tr> <tr> <td>C3</td> <td></td> <td style="text-align: center;">X</td> <td style="text-align: center;">X</td> </tr> <tr> <td>C3</td> <td></td> <td style="text-align: center;">X</td> <td style="text-align: center;">X</td> </tr> </tbody> </table>		Year 1	Year 2	Year 3	C1	X			C2		X		C3		X	X	C3		X	X
	Year 1	Year 2	Year 3																		
C1	X																				
C2		X																			
C3		X	X																		
C3		X	X																		
9. ESTIMATED BUDGET	<b>2,920,000,000 RMB</b>																				
10. SUPPORT STRUCTURES	<ul style="list-style-type: none"> <li>- Ministry of Health, Public Hygiene and Universal Health Coverage (MSHPCMU)</li> <li>- CEPICI</li> <li>- CNP-PPP</li> <li>- BNETD</li> </ul>																				
11. PROJECT IMPLEMENTATION STATUS	<ul style="list-style-type: none"> <li><input checked="" type="checkbox"/> Identification</li> <li><input checked="" type="checkbox"/> Preliminary assessment</li> <li><input type="checkbox"/> Detailed design</li> <li><input type="checkbox"/> Looking for technical partners</li> <li><input type="checkbox"/> Mobilization funding</li> <li><input type="checkbox"/> Contracts signed</li> <li><input type="checkbox"/> Implementation</li> </ul>																				
12. EXPECTED METHOD OF FINANCING THE PROJECT	<ul style="list-style-type: none"> <li><input type="checkbox"/> Government</li> <li><input checked="" type="checkbox"/> Private</li> <li><input checked="" type="checkbox"/> PPP</li> <li><input type="checkbox"/> Lessor</li> </ul>																				





The one-stop-shop of investment  
in Côte d'Ivoire



# AKWABA In Côte d'Ivoire Land of opportunities

### Headquarter

1<sup>st</sup> and 2<sup>nd</sup> floor building MEMANOU Boulevard Clozel,  
Plateau-Abidjan Phone : +225 27 20 31 14 00  
Fax : +225 27 20 31 14 09

### One-stop-shop

2<sup>nd</sup>, 3<sup>rd</sup>, 4<sup>th</sup> floor building Grand siècle Carrefour PISAM,  
Cocody-Abidjan Phone : +225 25 22 01 79 00/01/14  
Fax : +225 27 20 30 23 94 www.225invest.ci



Contact us  
[www.cepici.ci](http://www.cepici.ci)



Follow us  
 CEPICI Official

INVEST IN  
CÔTE D'IVOIRE



Scan me to access  
the investment code




**INVESTMENT  
PROJECTS**



**SCAN ME**

To acces the  
catalog of project



**INVEST IN  
CÔTE D'IVOIRE**



# LE GUIDE

## de l'investisseur

*The investor journey*



COMITE NATIONAL DE PILOTAGE DES  
PARTENARIATS PUBLIC-PRIVE



INVESTIR EN  
CÔTE D'IVOIRE





**CEPICI**  
CENTRE DE PROMOTION DES INVESTISSEMENTS EN CÔTE D'IVOIRE

Le Guichet Unique des investissements  
en Côte d'Ivoire

# UN CODE DES INVESTISSEMENTS INCITATIF



Un environnement des affaires **attractif** !

#### Direction Générale

1<sup>er</sup>, 2<sup>e</sup> étage, Immeuble MEMANOU, Boulevard Clozel,  
Plateau-Abidjan  
Téléphone : +225 27 20 31 14 00 Fax : +225 27 20 31 14 09

#### Guichet Unique des Formalités d'Entreprises

Immeuble Grand Siècle, Carrefour PISAM, 2<sup>e</sup>, 3<sup>e</sup> & 4<sup>e</sup> étage,  
Cocody-Abidjan  
Téléphone : +225 25 22 01 79 00 / 01 / 14 Fax : +225 27 20 30 23 94

Contactez-nous

[www.cepici.ci](http://www.cepici.ci)



Suivez-nous

   CEPICI Officiel

INVESTIR EN  
CÔTE D'IVOIRE



Scannez le QR CODE  
pour accéder au code  
des investissements

## Présentation du CEPICI

### *Introduction to CEPICI*



**Créé en 1993**, le Centre de Promotion des Investissements en Côte d'Ivoire est le Guichet Unique de l'investissement direct en Côte d'Ivoire.

*Established in 1993, the Centre for Investment Promotion is the one-stop-shop for investment in Côte d'Ivoire.*



**Mme Solange AMICHIA**

Directrice Générale du (CEPICI)  
CEPICI's Chief executive officer

Il fédère, coordonne et rationalise l'ensemble des initiatives et actions gouvernementales en matière de promotion des investissements et de développement du secteur privé.

*CEPICI federates, coordinates and rationalizes all the government initiatives related to investment promotion and private sector development in Côte d'Ivoire.*

En tant qu'Agence de Promotion des Investissements (API), le CEPICI a pour mission de mobiliser les investissements privés en adéquation avec les objectifs du Plan National de Développement (PND) 2021-2025, en vue d'impacter le PIB, de créer de la valeur et de conduire les initiatives d'amélioration du climat des affaires.

As an Investment Promotion Agency (IPA), CEPICI is committed to mobilizing private investments in line with the objectives of the Vision 2030 and National Development Plan (NDP) 2021-2025, aiming to impacting GDP, creating value, and leading initiatives to improve the business environment.



# Présentation du CEPICI

## *Reasons to invest in Côte d'Ivoire*


### 01 - Un environnement des affaires attractif | An Attractive Business Environment



### 02 - Modern and First Class Infrastructures | Modern and First Class Infrastructures



### 03 - Le Pôle économique régional | Regional Economic Hub



### 04 - La richesse en ressources naturelles | Rich In Natural Resources



### 05 - Une Alimentation électrique fiable | Reliable power supply



## Ou investir en Côte d'Ivoire ?

### Where to invest in Côte d'Ivoire ?

La Côte d'Ivoire s'est engagée, depuis près d'une décennie pour une massification de ses investissements à la fois publics et privés. Ceux-ci ont entraîné une embellie économique saluée au niveau international.

Des chantiers ouverts dans tous les domaines ont permis de transformer le quotidien des populations et de donner fière allure à nos grandes agglomérations.

En vue d'atteindre ses objectifs de développement dans le cadre de sa vision Côte d'Ivoire 2030 et de son PND 2021-2025, le pays entend accélérer sa transformation économique et sociale avec une participation plus importante de toutes les forces vives de la nation et, notamment, le secteur privé, pour une croissance encore plus inclusive et pour une Côte d'Ivoire plus Solidaire.

Les grappes industrielles prioritaires d'investissement (PND 2021-2025) sont :

1. l'agro-industrie ;
2. la chimie-plasturgie ;
3. les matériaux de construction ;
4. l'industrie pharmaceutique ;
5. l'industrie textile ;
6. les emballages ;
7. les pièces de rechanges automobiles

En outre les 7 grappes, les niches de croissances concentrés sur les secteurs :

- de l'économie numérique,
- de l'industrie du tourisme, des loisirs et de l'industrie des arts et des industries créatives font partie du porte feuille de promotion et de mise en valeur.

For nearly a decade, Ivory Coast has committed to a significant expansion of both public and private investments, which have led to an internationally recognized economic improvement. Projects in all sectors have transformed the daily lives of the population and enhanced the appearance of our major urban areas. To achieve its development goals under the Ivory Coast 2030 vision and its NDP 2021-2025, the country intends to accelerate its economic and social transformation with a greater participation of all national forces, especially the private sector, for more inclusive growth and a more united Ivory Coast.

Priority investment sectors are:

1. Agro-industry;
2. Chemical and plastics industry;
3. Construction materials;
4. Pharmaceutical industry;
5. Textile industry;
6. Packaging;
7. Automotive spare parts.

Besides these industrial clusters, growth niches focus on sectors such as:

- Digital economy,
- Tourism, leisure, and creative arts industries.



Ainsi, les priorités mises en avant par le gouvernement s'articulent autour des sept (7) thématiques suivantes :

1. la souveraineté alimentaire ;
2. la préservation de l'environnement et l'économie circulaire ;
3. l'aménagement du cadre de vie urbain ;
4. la valorisation de la destination Côte d'Ivoire, de son patrimoine culturel et touristique ;
5. le logement et l'hôtellerie ;
6. la santé haut de gamme ;
7. et la gestion des infrastructures de sports

Therefore, in the context of the Africa CEO Forum 2024, the priorities highlighted revolve around the following (7) seven themes:

1. Food sovereignty;
2. Environmental preservation and circular economy;
3. Urban living space development;
4. Promoting Ivory Coast as a destination, its cultural and tourist heritage;
5. Housing and hospitality;
6. Premium health services;
7. Sports infrastructure management.

## Comment investir en Côte d'Ivoire ?

### *How to invest in Côte d'Ivoire ?*

#### **Le Parcours de l'investisseur au Centre de Promotion des Investissements en Côte d'Ivoire- CEPICI**

*The investor journey at the investment promotion center in Côte d'Ivoire-CEPICI*

Notre accompagnement à l'investissement se fait essentiellement en 4 phases. Chaque projet d'investissement bénéficie d'un accompagnement personnalisé.

Cependant, bien se préparer avant de se lancer, revient à assurer la réussite de son projet d'investissement.

*Our investment support in Côte d'Ivoire is mainly structured in 4 phases. Each investment project benefits from a personalized support. However, proper preparation before starting ensures the success of the project.*

#### **I- La phase de découverte des opportunités d'investissements**

Identifiez une opportunité d'affaire en Côte d'Ivoire, destination stratégique d'investissement. A cet effet, scannez le **code QR** ci-dessous pour télécharger le catalogue des opportunités et les fiches projets.

*Explore business opportunity in Côte d'Ivoire. To do so, scan the **QR code** provided and download the opportunities and project portfolios.*



## II- La phase de l'information

### *Upon arrival in Côte d'Ivoire*

Le CEPICI accueille et accompagne l'investisseur dans la réalisation de son projet d'investissement :

- En transmettant les informations juridiques, économiques, financières et techniques liées au secteur identifié pour favoriser la prise de décision d'investir ;
- en facilitant les interactions avec les administrations au bénéfice de la création d'entreprise, de la demande de délivrance des licences et permis d'affaires, de l'acquisition d'un terrain à usage industriel prenant en compte l'étude d'impact

environnemental, le permis de construire et enfin la demande des avantages incitatifs octroyés par le Code des Investissements.


Nous encourageons l'investisseur à rencontrer les experts du CEPICI pour approfondir les échanges et informations sur le projet d'investissement.

CEPICI welcomes and assists the investor in implementing their investment project:

- By providing legal, economic, financial, and technical information related to the identified sector to facilitate investment decision-making;
- By facilitating interactions with administrations for company creation, application for business licenses and permits, acquisition of industrial land considering environmental impact studies, building permits, and requesting incentives granted by the Investment Code.

We encourage the investor to get in touch with CEPICI experts for in-depth discussions and information regarding the investment framework and opportunities in Côte d'Ivoire.

Contactez la Direction de l'Attraction des Investissements (DAI) par WhatsApp  
**Contact the Investment Attraction Department (DAI) via email or phone**

 +225 05 55 55 01 97

 [infos.cepici@cepici.ci](mailto:infos.cepici@cepici.ci)

## III- La phase des Formalités d'Entreprises

### Business Formalities Phase

Pour procéder à la création de votre entreprise, rendez-vous au Guichet Unique des Formalités d'Entreprises.

To proceed with business creation, visit the CEPICI One-Stop Shop.

### Guichet Unique des Formalités d'Entreprises One-stop-shop

Immeuble Grand Siècle, Carrefour PISAM, 2<sup>e</sup>, 3<sup>e</sup> & 4<sup>e</sup>  
étage, Cocody-Abidjan Téléphone : +225 25 22 01 79 00  
+225 25 22 01 79 01 / 14 Fax : +225 27 20 30 23 94  
mail : [infos.cepici@cepici.ci](mailto:infos.cepici@cepici.ci)

## ETAPE 1 : EN PRESENTIEL | IN-PERSON

- 1 Information :** Avant de débiter les formalités de création d'entreprise, assurez-vous d'être informé sur le choix de la forme juridique et du régime d'imposition qui correspondent le mieux à vos besoins.

**Information :** Before starting the formalities for setting up your business, make sure you have gathered the right information about the suitable legal form and tax regime for your future company.

**NB : Un service d'information se tient à votre disposition au sein du Guichet pour répondre à toutes vos questions**

**NB: An information desk is available at the one-stop-shop to answer all your questions.**

- 2 Constitution des actes :** Réunir tous les documents administratifs requis pour la création de votre entreprise, conformément à la liste des pièces à fournir correspondant à la forme juridique choisie.
- 3 Constitution of documents :** Gather all the administrative documents required to set up your company, in accordance with the list of documents to be provided for your chosen legal form.

**Vérification des actes et paiement des frais :** Après constitution des actes, se rendre au Guichet Unique des Formalités d'Entreprises, sis à Abidjan Cocody Danga, Immeuble Grand Siècle, non loin de la pharmacie du Lycée technique pour accomplir les formalités suivantes :

- Faire vérifier vos actes par nos agents ;
- Payer les frais de création d'entreprise afin de procéder à l'enregistrement de vos actes ;

## II- La phase de l'information

### *Upon arrival in Côte d'Ivoire*

Le CEPICI accueille et accompagne l'investisseur dans la réalisation de son projet d'investissement :

- En transmettant les informations juridiques, économiques, financières et techniques liées au secteur identifié pour favoriser la prise de décision d'investir ;
- en facilitant les interactions avec les administrations au bénéfice de la création d'entreprise, de la demande de délivrance des licences et permis d'affaires, de l'acquisition d'un terrain à usage industriel prenant en compte l'étude d'impact environnemental, le permis de construire et enfin la demande des avantages incitatifs octroyés par le Code des Investissements.


Nous encourageons l'investisseur à rencontrer les experts du CEPICI pour approfondir les échanges et informations sur le projet d'investissement.

CEPICI welcomes and assists the investor in implementing their investment project:

- By providing legal, economic, financial, and technical information related to the identified sector to facilitate investment decision-making;
- By facilitating interactions with administrations for company creation, application for business licenses and permits, acquisition of industrial land considering environmental impact studies, building permits, and requesting incentives granted by the Investment Code.

We encourage the investor to get in touch with CEPICI experts for in-depth discussions and information regarding the investment framework and opportunities in Côte d'Ivoire.

Contactez la Direction de l'Attraction des Investissements (DAI) par WhatsApp  
**Contact the Investment Attraction Department (DAI) via email or phone**

 +225 05 55 55 01 97

 [infos.cepici@cepici.ci](mailto:infos.cepici@cepici.ci)

## ETAPE 2 : EN LIGNE | ONLINE APPLICATION



- 1 - Créez un compte sur le portail 225invest.ci
  - Se rendre sur le site internet « 225invest.ci » - Cliquer sur « se connecter »
  - Cliquez sur « créer votre compte ».

- Go to the "225invest.ci" website
- Click on "Log in".
- Click on "create your account".

**NB : Après avoir renseigné vos informations, vous recevrez par email un mot de passe et un login vous permettant d'accéder à votre espace privé.**

**NB: Once you have entered your details, you will receive an email with a password and login to access your private area.**

- 2 **Accédez à votre espace privé**  
 Une fois votre compte créé,
  - Renseignez votre login et votre mot de passe,
  - Cliquez sur « E-entreprise », ensuite
  - Cliquez sur « création d'entreprise » et enfin
  - Cliquez sur le bouton « demander le service ». Vous voilà sur l'interface E-entreprise !

### **Access your private area**

- Once your account has been created,
- Enter your login and password,
  - Click on "E-entreprise", then
  - Click on "Company creation", and finally
  - Click on "Request service". You're now on the E-entreprise interface!

## ETAPE 2 : EN LIGNE | ONLINE APPLICATION



- 3** Renseignez le formulaire de demande de création d'entreprise
- Cliquez sur le bouton « Demande » lisible à gauche de votre écran, puis - Cliquez sur « nouvelle demande »,
  - Renseignez avec attention le formulaire qui apparaît sur votre écran.

Complete the business application form

- Click on the "Application" button on the left of your screen, then
- Click on "New application",
- Carefully fill in the form that appears on your screen.

**NB : Les champs marqués d'un astérisque doivent être obligatoirement renseignés.**

**NB: Fields marked with an asterisk are mandatory.**

- Rattachez ensuite l'ensemble de vos pièces administratives dûment scannées, puis
- Cliquez enfin sur « confirmer votre demande » pour valider votre requête.
- Scan and attach all your administrative documents.
- Click on "Confirm your request" to validate your request.

- 4** Finalisation de votre demande de création d'entreprise
- Consultez régulièrement votre espace privé afin de suivre l'évolution du traitement de votre dossier.

**Finalizing your business creation request**

Regularly visit your private account to follow the progression of your application.

**NB : Votre procédure de création d'entreprise en ligne prend fin lorsque le statut de votre demande affiche « transmis ».**

## ETAPE 2 : EN LIGNE | ONLINE APPLICATION



Une fois le statut « transmis » affiché sur le tableau de bord,

- Sélectionnez votre dossier,
  - Cliquez ensuite sur l'onglet « mes documents » puis,
  - Faire défiler la page vers le bas pour atteindre la section « documents reçus ».
- Vous y trouverez les éléments suivants :
- Le certificat d'immatriculation à l'Identifiant Unique (IDU) accompagné de son annexe ;
  - L'avis de constitution de votre entreprise ;
  - Le registre de commerce et du crédit mobilier (RCCM) ;
  - Le PV de dépôt ;
  - L'accusé d'enregistrement ;
  - L'ordre de recette de vos documents de création d'entreprise.

Once the status "transmitted" is displayed on the dashboard,

- Select your file,
  - Then click on the "My documents" tab,
  - Scroll down to the "Received documents" section. Here you'll find the following items:
- Certificate of registration with the Unique Identifier (IDU) and its appendix;
  - Notice of incorporation of your company;
  - Trade and Personal Property Credit Register (RCCM);
  - PV de dépôt ;
  - Acknowledgement of registration;
  - Receipt order for your company's incorporation documents.

Le Guichet Unique des  
Formalités d'Entreprise vous  
souhaite pleins succès.

The One-stop-shop  
wishes you every success.



Scannez moi  
pour visionner  
le tutorial

Scan me to  
view the  
tutorial



## IV-La phase d'accès aux services de facilitation à l'investissement

### *The access phase for investment facilitation services*

**Bénéficiez des mesures d'accompagnement à travers le code des Investissements.**

#### **Qu'est-ce que le code des investissements ?**

Établi par l'ordonnance n°2018-646 du 1er août 2018 portant Code des investissements et modifié par l'ordonnance n°2019-1088 du 18 décembre 2019, le Code des investissements est un dispositif d'incitations fiscales consenties par le gouvernement ivoirien dans le but de promouvoir l'investissement privé et améliorer la compétitivité des entreprises. Il a pour but de favoriser le développement durable par des investissements productifs et socialement responsables en Côte d'Ivoire. Il s'applique aux investissements privés réalisés par une personne physique ou morale relevant d'un régime réel d'imposition et remplissant ses obligations comptables, fiscales et environnementales.

#### **Comment bénéficier des avantages du Code des investissements ?**

Pour bénéficier des avantages du Code des investissements, vous devez demander un agrément.

Il faut respecter certaines conditions relatives au secteur d'activité, la catégorie d'investissement, la zone d'investissement, le montant de l'investissement et le statut de l'entreprise (Grande Entreprise ou PME).

montant de l'investissement, au statut de l'entreprise (Grande Entreprise ou PME).

**Benefit from the incentives offered by the Investment Code.**

#### **What is the Investment Code?**

Established by Ordinance n°2018-646 of August 1, 2018 on the Investment Code and amended by Ordinance n°2019-1088 of December 18, 2019, the Investment Code is a system of tax incentives granted by the Ivorian Government with the aim of promoting private investment and improving business competitiveness.

Its aim is to foster sustainable development through productive and socially responsible investment in Côte d'Ivoire. It applies to private investments made by individuals or legal entities subject to a real tax regime and meeting their accounting, tax and environmental obligations.

#### **How can I benefit from the advantages of the Investment Code?**

To benefit from the advantages of the Investment Code, you need to apply for approval. Certain conditions must be met, relating to the sector of activity, the category of investment, the investment zone, the amount of the investment, and the status of the company (Large Enterprise or SME).

Le dossier de demande d'agrément est à déposer au Service Code des Investissements du CEPICI, situé au 1er étage, Immeuble Memanou, Boulevard Clozel, Plateau - Abidjan.

Les dossiers de demande doivent être soumis au Service du Code des Investissements du CEPICI, situé au 1er étage, Immeuble Memanou, Boulevard Clozel, Plateau - Abidjan.

Enterprise or SME).

Applications for approval should be submitted to CEPICI's Investment Code Department, located on the 1st floor, Immeuble Memanou, Boulevard Clozel, Plateau - Abidjan.

**Quel est le Champ d'application du Code des Investissements ?**

**What is the scope of the Investment Code?**

Les secteurs d'activités éligibles aux avantages du Code sont classés en deux catégories :

**Sectors eligible for the benefits of the Code are divided into two categories :**

• **La catégorie 1 | category 1 :**



• **La catégorie 2 | category 2 :**

les secteurs d'activités ne relevant pas de la catégorie 1, les secteurs d'activités qui ne sont pas expressément exclus, le secteur de l'hôtellerie pour les investissements d'un montant inférieur aux seuils fixés pour la catégorie 1.

**business sectors not covered by Category 1, business sectors not expressly excluded, and the hotel sector for investments below the thresholds set for Category 1.**

**Quelles sont les zones d'investissements définies par le code ?**

**What are the investment zones defined by the code?**

• **Zone A :** District d'Abidjan | **District of Abidjan**

• **Zone B :** Chefs-lieux de régions, Bonoua et Grand-Bassam ; | **Regional capitals, Bonoua and Grand-Bassam;**

• **Zone C :** Autres agglomérations hors zone A et B  
**Other towns outside zones A and B.**

## Quels sont les différents régimes d'incitation ?

Le Code comprend deux régimes d'incitations fiscales :

- **Le régime de déclaration** : ce régime s'applique aux investissements réalisés au titre de la création d'activités. Les avantages accordés concernent exclusivement la phase d'exploitation.
- **Le régime d'agrément** : ce régime est applicable aux investissements réalisés au titre de la création ou du développement d'activités. (Pour les grandes entreprises, le seuil d'investissement est de **deux cents millions de francs CFA**, hors TVA et hors fonds de roulement ; pour les **PME**, le seuil d'investissement est de **cinquante millions de francs CFA**, hors TVA et hors fonds de roulement)

## Quels sont les avantages accordés ?

### • Le régime de déclaration

Les entreprises appartenant aux secteurs d'activités relevant de la catégorie 1 bénéficient au terme de la réalisation de leurs programmes d'investissements, d'exonérations fiscales d'une durée allant de cinq à quinze ans selon la zone de réalisation de l'investissement agréé.

Les entreprises appartenant aux secteurs d'activités relevant de la catégorie 2 bénéficient au terme de la réalisation de leurs programmes d'investissements, de crédits d'impôts déterminés en pourcentage des montants investis.

## What are the different incentive schemes?

The Code includes two tax incentive schemes:

- **The declaration system**: this system applies to investments in new businesses. The benefits granted concern the operating phase only.
- **The approval system**: this system applies to investments made for the creation or development of activities. (For large companies, the investment threshold is two hundred million CFA francs, excluding VAT and working capital; for SMEs, the investment threshold is fifty million CFA francs, excluding VAT and working capital).

## What advantages are granted?

### - Declaration scheme

Companies in Category 1 business sectors benefit from tax exemptions for a period of between five and fifteen years, depending on the location of the approved investment, once their investment programs have been completed.

Category 2 companies benefit from tax credits calculated as a percentage of the amount invested, once their investment programs have been completed.

## - Le régime d'agrément

Les entreprises agréées au titre de la création d'activités bénéficient, pour la réalisation de leurs programmes d'investissements, des avantages en phase d'implantation et en phase d'exploitation. Les entreprises agréées au titre du développement d'activités bénéficient exclusivement des avantages en phases d'implantation.

### En phase d'implantation :

- Exonération de droits de douane, à l'exception de la redevance statistique et des prélèvements communautaires et continentaux ;
- Suspension temporaire de la taxe sur la valeur ajoutée sur les acquisitions de biens, services et travaux, pour les entreprises assujetties à la TVA ;
- Exonération de la taxe sur la valeur ajoutée sur les acquisitions de biens, services et travaux, pour les entreprises non assujetties à la TVA.

### Phase de fonctionnement :

- Les entreprises appartenant aux secteurs d'activités relevant de la catégorie 1 bénéficient au terme de la réalisation de leurs programmes d'investissements, d'exonérations fiscales d'une durée allant de cinq à quinze ans selon la zone de réalisation de l'investissement agréé.
- Les entreprises appartenant aux secteurs d'activités relevant de la catégorie 2 bénéficient au terme de la réalisation de leurs programmes d'investissements, de crédits d'impôts déterminés en pourcentage des montants investis.

## - The approval system

Companies approved for business start-ups benefit from both start-up and operating incentives for their investment programs.

Companies approved for business development benefit exclusively from start-up phase advantages.

### Set-up phase:

- Exemption from customs duties, with the exception of statistical fees and Community and continental levies;
- Temporary suspension of value-added tax on purchases of goods, services and works, for companies subject to VAT;
- Exemption from value-added tax on acquisitions of goods, services and works, for companies not subject to VAT.

### Operating phase:

- Companies belonging to category 1 business sectors benefit from tax exemptions for periods ranging from five to fifteen years, depending on the zone in which the approved investment is carried out, once their investment programs have been completed.
- Category 2 companies benefit from tax credits calculated as a percentage of the amount invested, once their investment programs have been completed.

## • Les projets structurants

Les projets structurants peuvent bénéficier d'avantages spécifiques négociés directement avec le Gouvernement en fonction de la zone d'investissement.

### Comment bénéficier du code des investissements ?

Constituer un dossier de demande d'agrément est la condition déterminante pour bénéficier des avantages du Code de l'investissements. Notre équipe d'expert ce tient à votre disposition au 1er étage Immeuble Memanou, Abidjan, Plateau.

## • Structuring projects

Structuring projects can benefit from specific advantages negotiated directly with the government, depending on the type of project.

### How to benefit from the Investment code incentives?

To access the benefits from the investment code, get in touch with CEPICI's Investment Code Department, collect informations on the applicable procedure and submit your application.

Investement Code Department is located CEPICI's headquarters in Abidjan Plateau, 1st Floor of Memanou Building.

### Un service aftercare à votre disposition

Nous veillons à ce que chaque investisseur reçoive le soutien nécessaire pour concrétiser son projet.

Notre service d'aftercare à la mission de recueillir les doléances et les plaintes des entreprises dans le cadre de leurs activités quotidiennes, traiter les réclamations des investisseurs et assurer le bénéfice effectif des avantages accordés pour une expérience réussie de son investissement en Côte d'Ivoire.

Notre équipe d'experts vous accompagnera durant la procédure.

Contact : [suivipost@cepici.ci](mailto:suivipost@cepici.ci)

### Aftercare Service at Your Service

We ensure that every investor receives the necessary support to realize their project.

Our aftercare service aims to collect grievances and complaints from businesses in their daily activities, handle investor complaints, and ensure effective benefits from the advantages granted for a successful investment experience in Côte d'Ivoire.

Our team of experts will guide you through the procedure.

Contact: [suivipost@cepici.ci](mailto:suivipost@cepici.ci)

Scannez le QR CODE | Scan the QR CODE

pour accéder au code des investissements | to access the code investments



**COMITE NATIONAL DE PILOTAGE DES  
PARTENARIATS PUBLIC-PRIVE**

**CNP-PPP**



## Le parcours de l'investisseur pour des PPP\*

### *The investor's journey PPP\**

Le CNP-PPP est l'organe de décision, de validation et d'orientation du cadre institutionnel de pilotage des partenariats public-privé en Côte d'Ivoire. Il a été créé en 2012 par le décret n° 2012-1152 portant attributions, organisation et fonctionnement du cadre institutionnel de pilotage des partenariats public-privé.

Conformément au décret n° 2018-359 du 29 mars 2018 portant attributions, organisation et fonctionnement du Comité National de Pilotage des Partenariats Public-Privé, le CNP-PPP a pour missions :

**The CNP-PPP is the decision-making, validation, and guidance body for the institutional framework governing public private partnerships in Côte d'Ivoire.**

**It was created in 2012 by Decree No. 2012-1152 outlining the attributions, organization, and functioning of the institutional framework for steering public-private partnerships.**

**In accordance with Decree No. 2018-359 of March 29, 2018, detailing the attributions, organization, and functioning of the National Steering Committee for Public-Private Partnerships, the CNP-PPP has the following missions:**



**M. Moussa KOUYATE**

Président du Comité National de Pilotage des Partenariats Publics-Privés (CNP-PPP)

\*PPP (Partenariat Publics Privés | Public-Private Partnerships)

## 1. de favoriser le développement des PPP en Côte d'Ivoire et notamment :

- a. d'élaborer la stratégie nationale de développement des contrats de PPP à moyen et long terme ;
- b. de valider, en collaboration avec les autorités contractantes, le programme annuel des projets à réaliser en contrats de PPP, d'en assurer le suivi-évaluation de la mise en œuvre, en collaboration avec les autorités contractantes et de produire chaque année un bilan annuel sur l'état d'avancement de ce programme, assorti de toutes recommandations utiles pour améliorer sa mise en œuvre et de contribuer au développement d'un environnement favorable aux PPP ;
- c. de développer une expertise spécifique en matière de structuration juridique et financière des contrats de PPP ;

## 2. d'apporter son appui aux autorités contractantes aux différentes étapes de réalisation des PPP ; à ce titre, à la demande des autorités contractantes, il mène notamment tout ou partie des actions suivantes :

- a. réaliser, pour le compte des autorités contractantes, les études préalables de faisabilité juridique et financière de tout projet susceptible d'être développé sous forme de PPP, requises par le décret n° 2018-358 du 29 mars 2018 susvisé ;
- b. assister les autorités contractantes au stade de la passation des contrats de PPP pour :
  - la structuration juridique et financière optimale des projets de contrats de PPP;
  - le choix des procédures de passation et l'élaboration des documents de consultation et des projets de contrats de PPP ;
  - la conduite de ces procédures, y compris durant les phases de négociation ou de mise au point des contrats, jusqu'à leur signature;

## 1. To promote the development of PPPs in Côte d'Ivoire, including:

- Developing the national strategy for the medium and long-term development of PPP contracts.
- Validating, in collaboration with contracting authorities, the annual program of projects to be undertaken as PPP contracts, monitoring and evaluating their implementation, and producing an annual report on the progress of this program, along with any recommendations to improve implementation and contribute to creating a favorable environment for PPPs.
- Developing specific expertise in legal and financial structuring of PPP contracts.

## 2. To support contracting authorities at various stages of PPP implementation; in this regard, at the request of contracting authorities, it conducts some or all of the following actions:

- a) Conducting preliminary feasibility studies, both legally and financially, for any project that may be developed as a PPP, as required by Decree No. 2018-358 of March 29, 2018.
- b) Assisting contracting authorities in contract negotiations for:
  - Optimizing the legal and financial structuring of PPP projects.
  - Choosing procurement procedures and drafting procurement documents and PPP contracts.
  - Managing these procedures, including negotiation or contract refinement phases, until their signature.



c. apporter son concours aux autorités contractantes dans le cadre de l'exécution des contrats de PPP, et notamment:

- en cas de modification des contrats de PPP, notamment lors de la conclusion d'avenants ;
- pour la détermination, la mise en œuvre ou la modification des conditions de financement ;
- dans le cadre du règlement des différends entre les parties.

Conformément au décret n° 2018-359 du 29 mars 2018 portant attributions, organisation et fonctionnement du Comité National de Pilotage des Partenariats Public-Privé, le CNP-PPP a pour missions :

### **3. de gérer le fonds d'étude dédié aux PPP.**

c) Assisting contracting authorities in executing PPP contracts, especially in:

- Contract modifications, including amendments.
- Determining, implementing, or modifying financing conditions.
- Resolving disputes between parties.

### **3. To manage the study fund dedicated to PPPs.**

## Processus de passation des contrats PPP



Les procédures de passation des contrats PPP sont régies par :

- le décret n°2018-358 du 29 mars 2018 déterminant les règles relatives aux contrats de partenariats public-privé ;
- le décret n° 2018-359 du 29 mars 2018 portant attributions, organisation et fonctionnement du Comité National de Pilotage des Partenariats Public-Privé ;
- les dispositions non contraires du Code des marchés publics.

Le mode de passation privilégié des **contrats PPP** est l'**appel d'offres**. A titre dérogatoire, les contrats PPP peuvent être passés par **négociation directe**, sous conditions définies par l'article 18 du décret n°2018-358 susmentionné.

Les procédures de passation des contrats PPP les plus utilisées par les autorités contractantes sont :

- Decree No. 2018-358 of March 29, 2018, determining the rules relating to public-private partnership contracts;
- Decree No. 2018-359 of March 29, 2018, outlining the attributions, organization, and functioning of the National Steering Committee for Public-Private Partnerships;
- Non-contrary provisions of the Public Procurement Code.

The preferred mode of awarding PPP contracts is through competitive bidding. As an exception, PPP contracts can be awarded through direct negotiation, under conditions defined by Article 18 of the aforementioned Decree No. 2018-358.

The most commonly used procedures for awarding PPP contracts by contracting authorities are:

PPP les plus utilisées par les autorités contractantes sont :

- **la procédure de négociations directes** qui comprend :

- **la phase préparatoire** avec l'obtention des autorisations administratives, le recrutement d'un consortium de conseils (financier, juridique et technique), la mise en place d'un comité de négociation, la rédaction d'une note stratégique (note de présentation des orientations du projet sur la base des études disponibles avec l'appui du Ministère sectoriel/Autorité contractante), l'élaboration d'un document de cadrage de l'offre du partenaire privé, la préparation et la transmission de l'offre technique et financière par l'opérateur.

- **la phase de négociation** : avec la négociation des termes définitifs du contrat de PPP, la signature du contrat PPP, l'approbation de contrat PPP en conseil des Ministres

- **la phase de négociation** : avec la négociation des termes définitifs du contrat de PPP, la signature du contrat PPP, l'approbation de contrat PPP en conseil des Ministres

- **la procédure d'Appel d'Offres** qui comprend :

- **La phase préparatoire** avec la mise en place d'une équipe pour la préparation et la conduite du projet, l'élaboration et la validation des documents de consultations

The most commonly used procedures for awarding PPP contracts by contracting authorities are:

- **Direct negotiation procedure**, which includes:

- **Preparatory phase** involving obtaining administrative authorizations, recruiting a consortium of advisors (financial, legal, and technical), establishing a negotiation committee, drafting a strategic note (presentation of project orientations based on available studies with the support of the sectorial ministry/contracting authority), developing a framework document for the private partner's offer, preparing and submitting the technical and financial offer by the operator.

- **Negotiation phase**: negotiating the final terms of the PPP contract, signing the PPP contract, and obtaining approval of the PPP contract in the Council of Ministers.

- **Tender procedure**, which includes:

- **Preparatory phase** with the formation of a team for project preparation and management, development and validation of consultation documents.

- **La phase d'appel d'offres techniques** avec le lancement de l'appel d'offres techniques, l'analyse et l'évaluation des offres techniques, l'obtention de l'avis de non-objection du CNP-PPP sur l'évaluation des offres techniques

- **La phase d'appel d'offres financières** avec le lancement de l'appel d'offres, l'analyse et l'évaluation des offres financières, l'obtention de l'avis de non-objection du CNP-PPP sur l'évaluation des offres financières

- La phase de négociation avec la négociation des termes définitifs du contrat de PPP, la signature du contrat PPP et l'approbation du contrat PPP en conseil des Ministres

:

- **Technical tender** phase involving launching the technical tender, analyzing and evaluating technical offers, obtaining the CNP-PPP's no-objection on the evaluation of technical offers.

- **Financial tender** phase involving launching the financial tender, analyzing and evaluating financial offers, obtaining the CNP-PPP's no-objection on the evaluation of financial offers

- **Negotiation phase:** negotiating the final terms of the PPP contract, signing the PPP contract, and obtaining approval of the PPP contract in the Council of Ministers.

le Comité National de pilotage des partenariats public-privé (CNP-PPP) se tient à votre disposition pour plus de détails au 4e étage de l'immeuble N'ZARAMA, à Abidjan Plateau sur le Boulevard Lagunaire,

Tel : +225 27 20 30 38 20 Site web : <https://ppp.gouv.ci/>

The National Steering Committee for Public-Private Partnerships (CNP-PPP) is available for further details at the 4th floor of the N'ZARAMA building, Abidjan Plateau on Boulevard Lagunaire,

Tel : +225 27 20 30 38 20 Website: <https://ppp.gouv.ci/>



Scannez le QR CODE  
Scan the QR CODE

pour accéder au code  
des investissements

To access our website



Le Guichet Unique de l'Investissement  
en Côte d'Ivoire



# AKWABA en Côte d'Ivoire terre d'opportunités

### Direction Générale

1<sup>er</sup>, 2<sup>e</sup> étage, Immeuble MEMANOU, Boulevard Clozel,  
Plateau-Abidjan  
Téléphone : +225 27 20 31 14 00 Fax : +225 27 20 31 14 09

### Guichet Unique des Formalités d'Entreprises

Immeuble Grand Siècle, Carrefour PISAM, 2<sup>e</sup>, 3<sup>e</sup> & 4<sup>e</sup> étage,  
Cocody-Abidjan  
Téléphone : +225 25 22 01 79 00 / 01 / 14 Fax : +225 27 20 30 23 94

Contactez-nous  
[www.cepici.ci](http://www.cepici.ci)



Suivez-nous



CEPICI Officiel

INVESTIR EN  
CÔTE D'IVOIRE



Scannez le QR CODE pour  
télécharger le catalogue  
des fiches projets



COMITE NATIONAL DE PILOTAGE DES  
PARTENARIATS PUBLIC-PRIVE



### Direction Générale

1<sup>er</sup>, 2<sup>e</sup> étage, Immeuble MEMANOU, Boulevard Clozel,  
Plateau-Abidjan  
Téléphone : +225 27 20 31 14 00 Fax : +225 27 20 31 14 09

### Guichet Unique des Formalités d'Entreprises

Immeuble Grand Siècle, Carrefour PISAM, 2<sup>e</sup>, 3<sup>e</sup> & 4<sup>e</sup> étage,  
Cocody-Abidjan  
Téléphone : +225 25 22 01 79 00 / 01 / 14 Fax : +225 27 20 30 23 94



### Contactez-nous

[www.cepici.ci](http://www.cepici.ci)



### Suivez-nous



CEPICI Officiel

INVESTIR EN  
CÔTE D'IVOIRE



Scannez le QR CODE  
pour accéder au code  
des investissements

